



EU27+UK

ANNUAL DATA

TOTAL IMPORTS
January 2021 to April 2021

251 520 t

Source: Eurostat

Comparison:

2020

+ 14%

2019-20 average

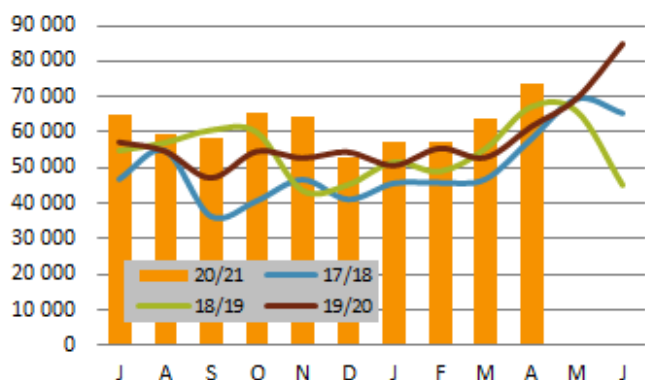
+ 13%

SEASON DATA

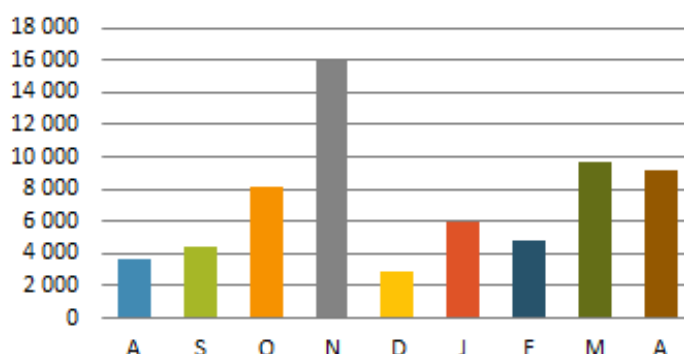
July 2020 to April 2021

Sources: Customs statistics, Eurostat

Avocado - EU27+UK - Total supply - ALL SUPPLIERS
(tonnes | source: Eurostat)



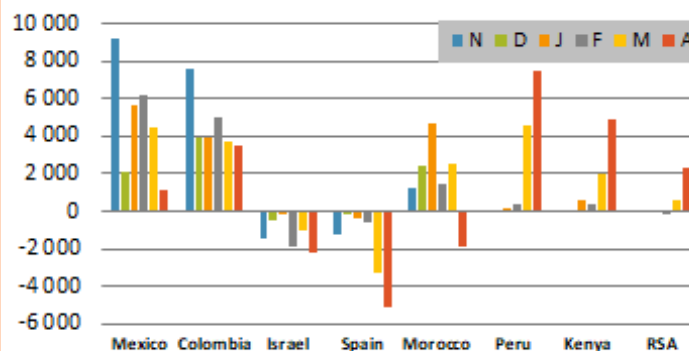
Avocado - EU27+UK - ALL SUPPLIERS
2020-21 total supply compared to last 2-season average
(tonnes | source: Eurostat)



Main Suppliers present in April only

in tonnes	Cumulative July to April Jan. to April*	Comparison	
		2019-20	Last 2-season aver.
Mexico	101 973	44%	72%
Colombia	80 144	78%	103%
Spain	42 763	-22%	-18%
Israel	44 913	3%	-13%
Morocco	32 451	-1%	48%
Peru*	44 636	30%	39%
RSA*	12 090	18%	31%
Kenya*	17 158	157%	88%

Avocado - EU27+UK - Suppliers present in April only
2020-21 supply compared to last 2-season average
(tonnes | source: Eurostat)





UNITED STATES

ANNUAL DATA

TOTAL IMPORTS
January 2021 to April 2021

443 986t

Source: USDA

Comparison:

2020

+ 23%

2019-20 average

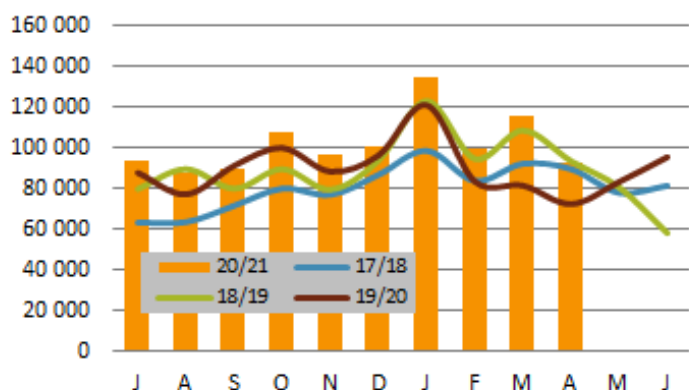
+ 14%

SEASON DATA

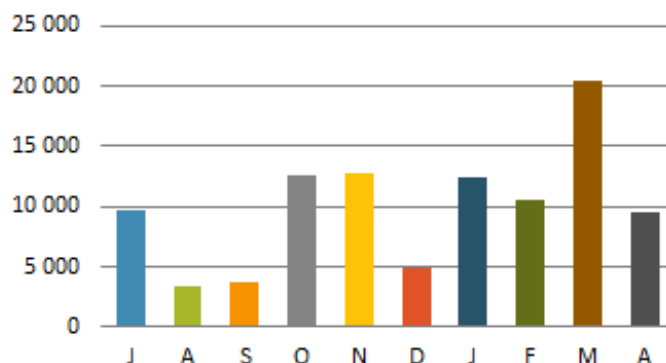
July to April 2021

Sources: Customs statistics, USDA

Avocado - USA - Total supply - ALL SUPPLIERS
(tonnes | source: USDA)



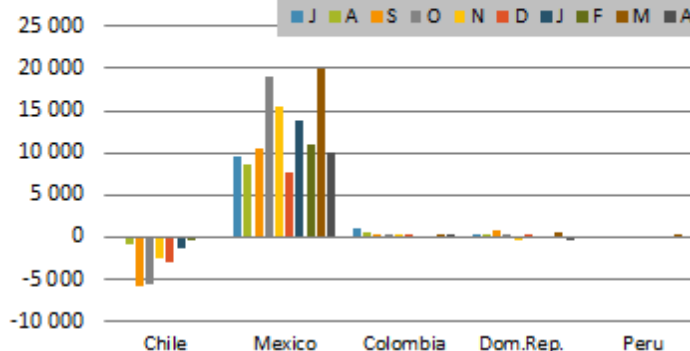
Avocado - USA - ALL SUPPLIERS
2020-21 total supply compared to last 2-season average
(tonnes | source: USDA)



Suppliers present in March only

in tonnes	Cumulative July to April Jan. to April*	Comparison	
		2019-20	Last 2-season aver.
Mexico	939 272	15%	15%
Dom. Rep.	26 655	9%	4%
Colombia	2 414	92 %	187%
Peru*	410	- 20 %	- 26%

Avocado - USA - Suppliers present in April only
2020-21 supply compared to last 2-season average
(tonnes | source: USDA)





JAPAN

ANNUAL DATA

Source: Japanese Customs

TOTAL IMPORTS

January 2021 to April 2021

27 176 t

Comparison:

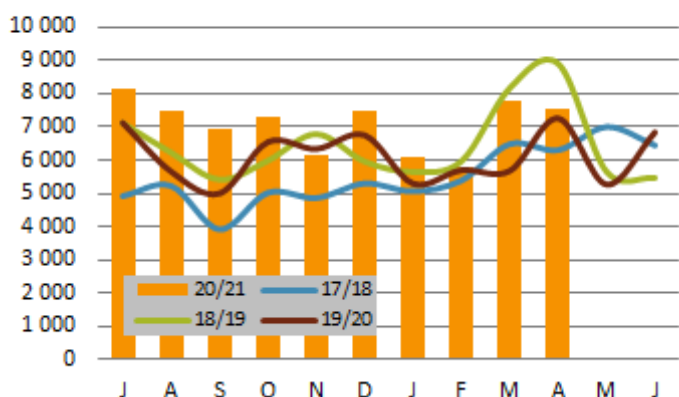
2020
+ 14%
2019-20 average
+ 3%

SEASON DATA

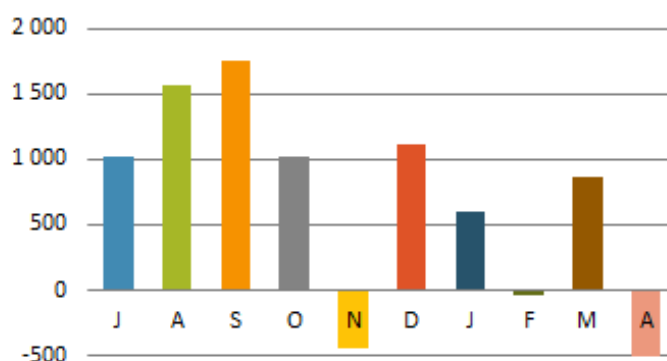
July to April 2021

Sources: Customs statistics, Japanese Customs

Avocado - JAPAN - Total supply - ALL SUPPLIERS
(tonnes | source: Japanese Customs)



Avocado - JAPAN - ALL SUPPLIERS
2020-21 total supply compared to last 2-season average
(tonnes | source: Japanese Customs)



Suppliers present in April only

in tonnes	Cumulative July to April	Comparison	
		2019-20	Last 2-season aver.
Mexico	64 012	14 %	10%
Colombia	187	454%	1007%
USA	524	-54 %	-34%

Avocado - JAPAN - Suppliers present in April only
2020-21 supply compared to last 2-season average
(tonnes | source: Japanese Customs)

