



EU27+UK

ANNUAL DATA

Source: Eurostat

TOTAL IMPORTS
January 2022 to September 2022

640 967 t

Comparison:

2021

+ 4 %

2020-21 average

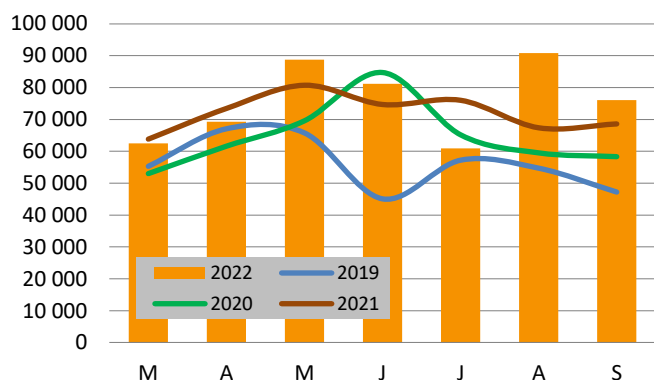
+ 9 %

SEASON DATA

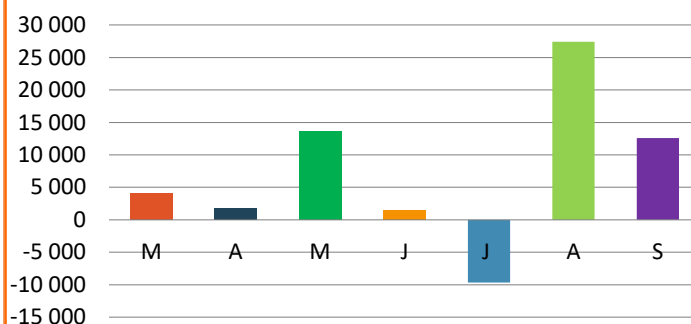
Sources: Customs statistics, Eurostat

March 2022 to September 2022

Avocado - EU27+UK - Total supply - ALL SUPPLIERS
(tonnes | source: Eurostat)



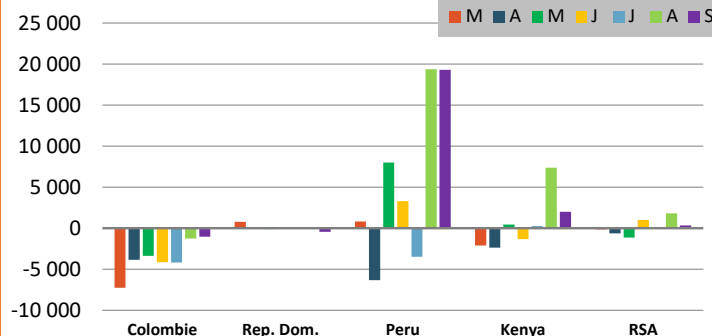
Avocado - EU27+UK - ALL SUPPLIERS
2022 total supply compared to last 2-season average
(tonnes | source: Eurostat)



Main Suppliers present in September only

in tonnes	Cumulative April 22 to September 22* Cumulative March 22 to September 22	Comparison	
		2021	Last 2-season aver.
Colombia	17 519 *	-52 %	- 44 %
Peru	304 574	+ 7 %	+ 16 %
RSA	51 320	+ 5 %	+ 3 %
Kenya	50 575	+ 8 %	+ 16%

Avocado - EU27+UK - Suppliers present in September only
2022 supply compared to last 2-season average
(tonnes | source: Eurostat)





UNITED STATES

ANNUAL DATA

Source: USDA

TOTAL IMPORTS
January 2022 to September 2022

788 925 t

Comparison:

2021

- 14 %

2020-21 average

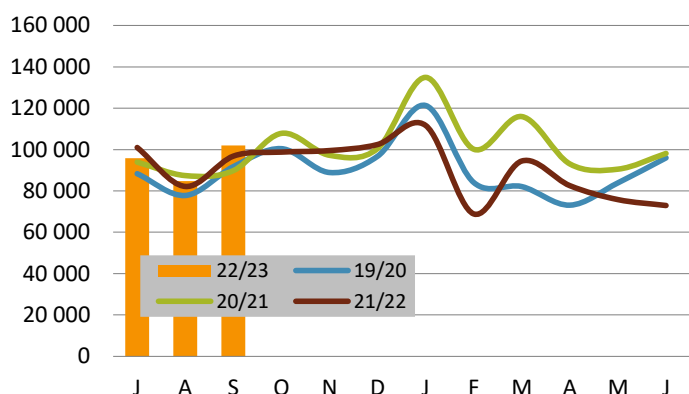
- 3%

SEASON DATA

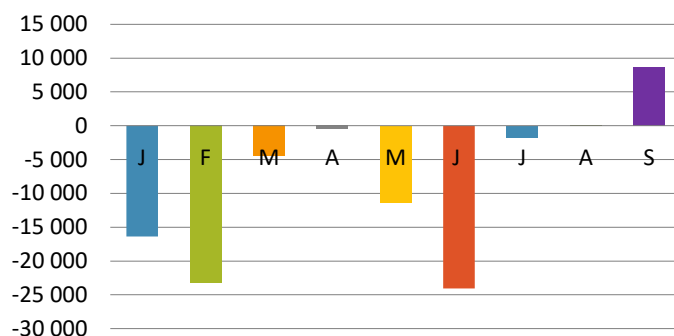
Sources: Customs statistics, USDA

July 2022 to September 2022

Avocado - USA - Total supply - ALL SUPPLIERS
(tonnes | source: USDA)



Avocado - USA - ALL SUPPLIERS
2022 total supply compared to last 2-season average
(tonnes | source: USDA)



Suppliers present in September only

in tonnes	Cumulative July to September 22, Cumulative March 22 to September 22*	Comparison	
		2021/22	Last 2-season aver.
Mexico	205 914	- 1 %	- 2 %
Dom. Rep.	6 689	- 2 %	+ 19 %
Colombia Traviesa	17 281 *	+ 660 %	+ 606 %
Peru	99 561 *	+ 22 %	+ 25 %

Avocado - USA - Suppliers present in September only
2022 supply compared to last 2-season average
(tonnes | source: USDA)

