



EU27+UK

ANNUAL DATA

Source: Eurostat

TOTAL IMPORTS January 2023 to March 2023

188 248 t

Comparison:

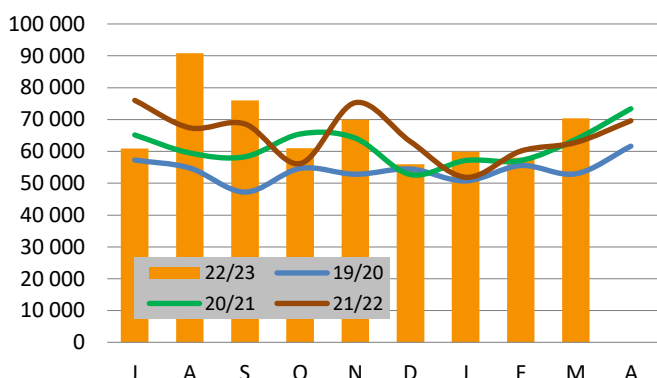
2022
+ 8 %
2022-21 average
+ 7 %

SEASON DATA

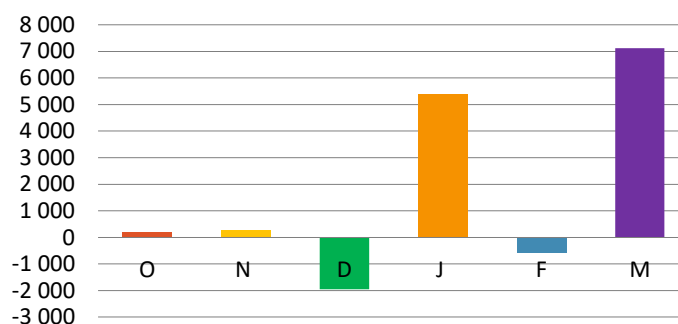
Sources: Customs statistics, Eurostat

July 2022 to March 2023

Avocado - EU27+UK - Total supply - ALL SUPPLIERS
(tonnes | source: Eurostat)



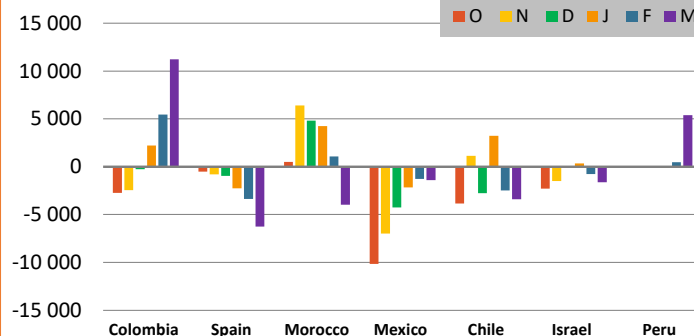
Avocado - EU27+UK - ALL SUPPLIERS
2022 total supply compared to last 2-season average
(tonnes | source: Eurostat)



Main Suppliers present in March only

| in tonnes | Cumulative July 22 to March 23 *Jan to March 23 | Comparison | |
|-----------|--|------------|---------------------|
| | | 2022 | Last 2-season aver. |
| Mexico | 33 667 | - 25 % | - 53% |
| Colombia | 81 198 | + 10 % | + 9 % |
| Chile | 59 732 | - 27 % | - 12 % |
| Spain | 30 402 | - 38% | - 32 % |
| Morocco | 45 576 | + 37 % | + 40% |
| Israel | 47 640 | - 29 % | -12 % |
| Peru | 18 318 * | + 48% | + 46% |

Avocado - EU27+UK - Suppliers present in March only
2022 supply compared to last 2-season average
(tonnes | source: Eurostat)





UNITED STATES

ANNUAL DATA

Source: USDA

TOTAL IMPORTS January 2023 to March 2023

357 787 t

Comparison:

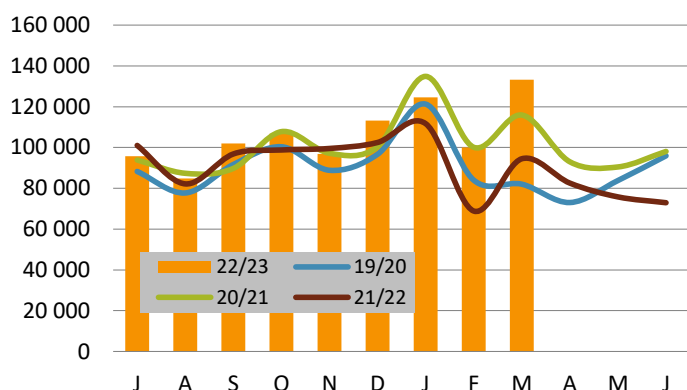
2022
+ 30 %
2022-21 average
+ 14 %

SEASON DATA

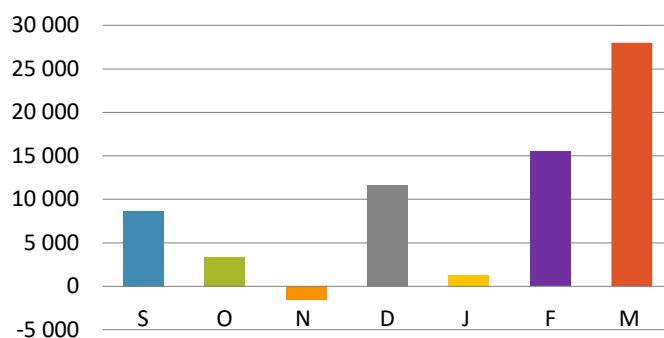
Sources: Customs statistics, USDA

July 2022 to March 2023

Avocado - USA - Total supply - ALL SUPPLIERS
(tonnes | source: USDA)



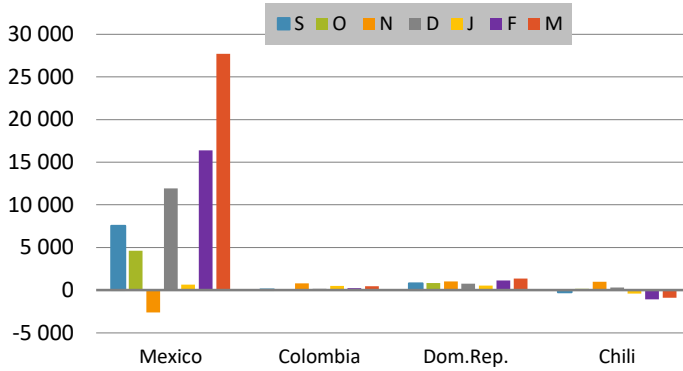
Avocado - USA - ALL SUPPLIERS
2022 total supply compared to last 2-season average
(tonnes | source: USDA)



Suppliers present in March only

| in tonnes | Cumulative July to Mar 23 | Comparison | |
|------------------|---------------------------|------------|---------------------|
| | | 2021/22 | Last 2-season aver. |
| Mexico | 850 179 | + 14 % | + 7 % |
| Dom. Rep. | 28 470 | - 12 % | - 1 % |
| Chile | 3 875 | - 50 % | - 10 % |
| Colombia | 12 279 | + 121 % | + 211 % |

Avocado - USA - Suppliers present in March only
2022 supply compared to last 2-season average
(tonnes | source: USDA)





JAPAN

ANNUAL DATA

TOTAL IMPORTS
January 2023 to March 2023

13 818 t

Source: Japanese Customs

Comparison:

2022

+ 7%

2022-21 average

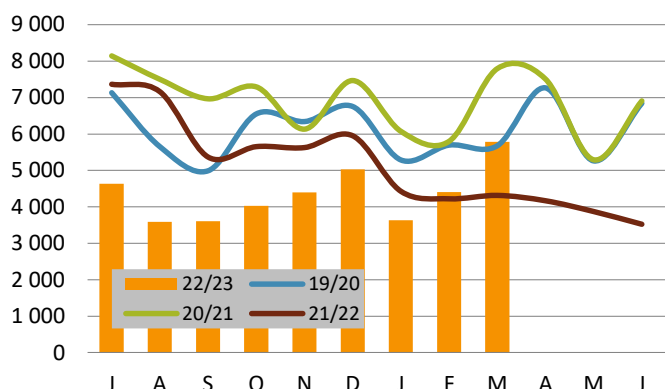
- 15 %

SEASON DATA

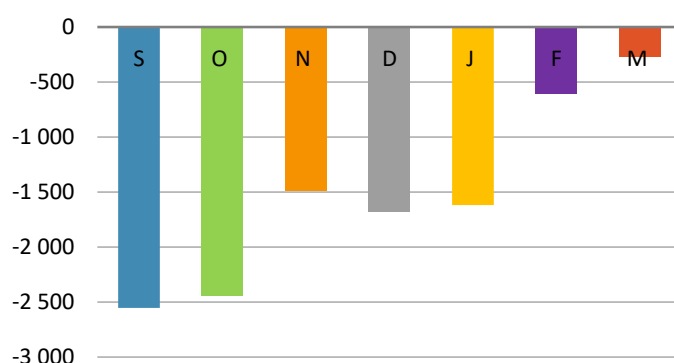
July 2022 to March 2023

Sources: Customs statistics, Japanese Customs

Avocado - JAPAN - Total supply - ALL SUPPLIERS
(tonnes | source: Japanese Customs)



Avocado - JAPAN - ALL SUPPLIERS
2022 total supply compared to last 2-season average
(tonnes | source: Japanese Customs)



Suppliers present in March only

| in tonnes | Cumulative July 22 to Mar 23 | Comparison | |
|---------------|------------------------------|------------|---------------------|
| | | 2021/22 | Last 2-season aver. |
| Mexico | 30 993 | - 25 % | - 37 % |
| USA | 93 | + 98% | - 25 % |

Avocado - JAPAN - Suppliers present in March only
2022 supply compared to last 2-season average
(tonnes | source: Japanese Customs)

