



EU27+UK

ANNUAL DATA

Source: Eurostat

TOTAL IMPORTS January 2023 to April 2023

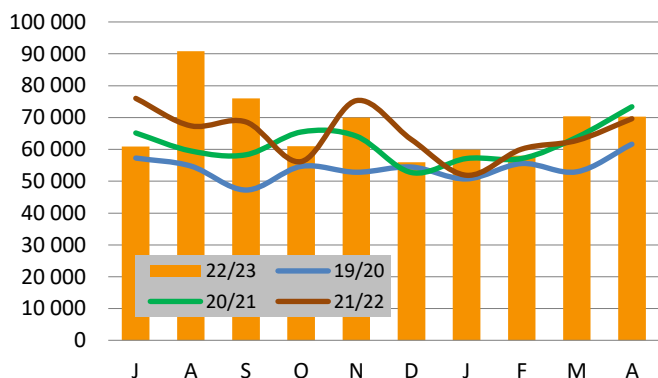
258 561 t
Comparison:
2022
+ 6 %
2022-21 average
+ 4 %

SEASON DATA

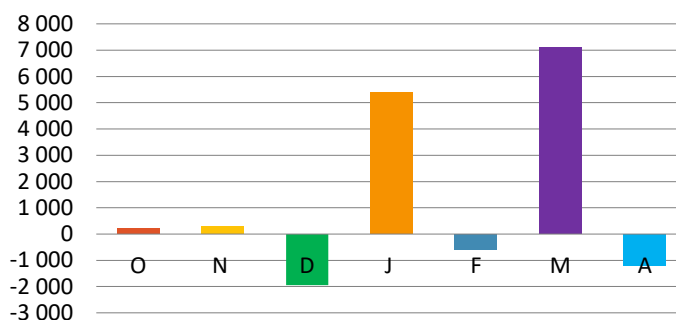
July 2022 to April 2023

Sources: Customs statistics, Eurostat

Avocado - EU27+UK - Total supply - ALL SUPPLIERS
(tonnes | source: Eurostat)



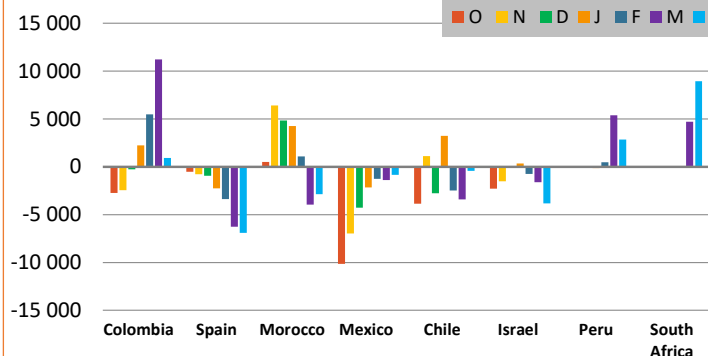
Avocado - EU27+UK - ALL SUPPLIERS
2022 total supply compared to last 2-season average
(tonnes | source: Eurostat)



Main Suppliers present in April only

in tonnes	Cumulative July 22 to April 23 *Jan to April 23	Comparison	
		2022	Last 2-season aver.
Mexico	34 809	- 22 %	- 53%
Colombia	85 973	+ 13 %	+ 10 %
Chile	59 969	- 28 %	- 13 %
Spain	31 024	- 49 %	- 40 %
Morocco	45 579	+ 19 %	+ 29%
Israel	50 966	- 34 %	- 17 %
Peru	47 924 *	+ 41%	+ 22%
RSA	24 959	+137%	+121%

Avocado - EU27+UK - Suppliers present in April only
2022 supply compared to last 2-season average
(tonnes | source: Eurostat)





UNITED STATES

ANNUAL DATA

Source: USDA

TOTAL IMPORTS January 2023 to April 2023

469 463 t

Comparison:

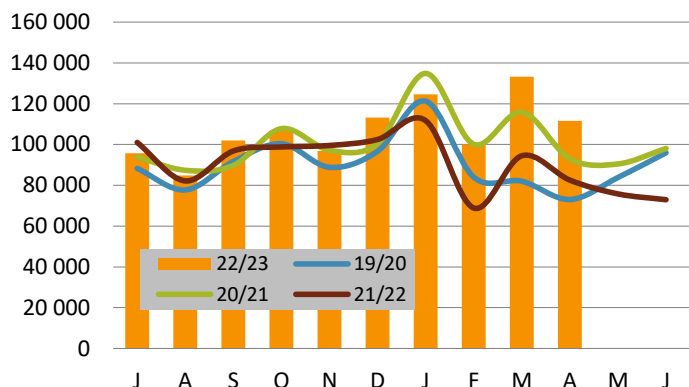
2022
+ 31 %
2022-21 average
+ 17 %

SEASON DATA

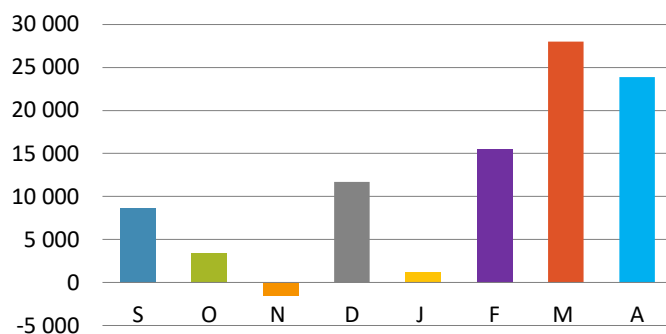
Sources: Customs statistics, USDA

July 2022 to April 2023

Avocado - USA - Total supply - ALL SUPPLIERS
(tonnes | source: USDA)



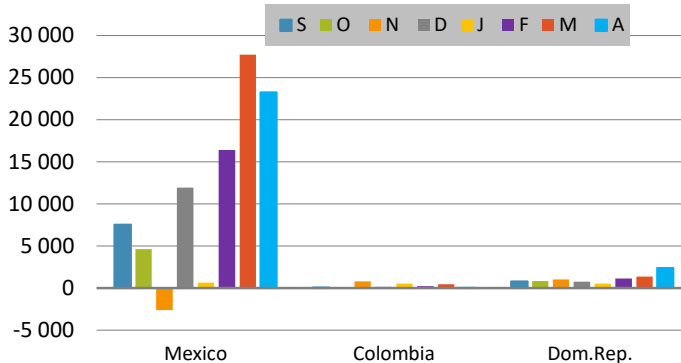
Avocado - USA - ALL SUPPLIERS
2022 total supply compared to last 2-season average
(tonnes | source: USDA)



Suppliers present in April only

in tonnes	Cumulative July to April 23	Comparison	
		2021/22	Last 2-season aver.
Mexico	957 494	+ 17 %	+ 9 %
Dom. Rep.	32 060	- 12 %	- 1 %
Colombia	12 648	+ 106 %	+ 1996 %

Avocado - USA - Suppliers present in April only
2022 supply compared to last 2-season average
(tonnes | source: USDA)





JAPAN

ANNUAL DATA

Source: Japanese Customs

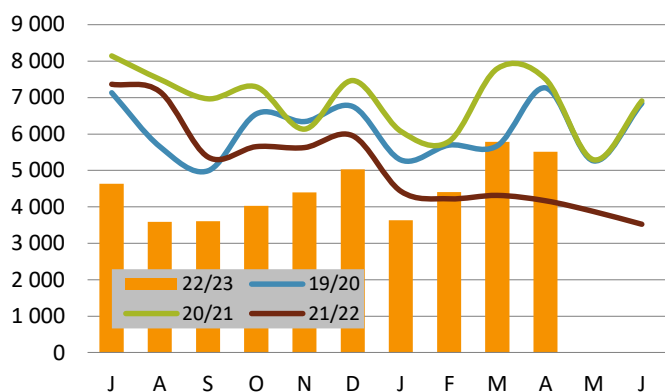
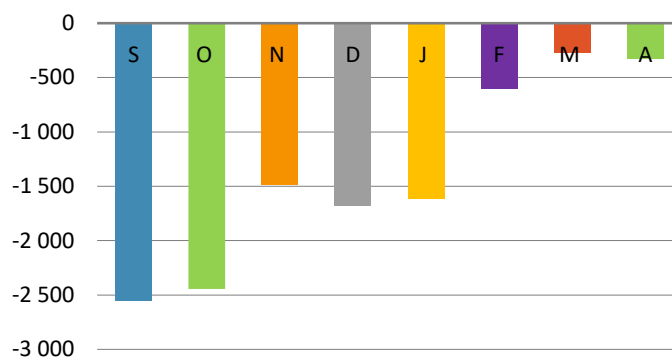
TOTAL IMPORTS
 January 2023 to April 2023

19 329 t
Comparison:
2022
+ 13%
2022-21 average
- 13 %

SEASON DATA

July 2022 to April 2023

Sources: Customs statistics, Japanese Customs

Avocado - JAPAN - Total supply - ALL SUPPLIERS
 (tonnes | source: Japanese Customs)

Avocado - JAPAN - ALL SUPPLIERS
 2022 total supply compared to last 2-season average
 (tonnes | source: Japanese Customs)


Suppliers present in April only

in tonnes	Cumulative July 22 to April 23	Comparison	
		2021/22	Last 2-season aver.
Mexico	36 298	- 20 %	- 34 %
USA	95	- 19 %	- 85 %

Avocado - JAPAN - Suppliers present in April only
 2022 supply compared to last 2-season average
 (tonnes | source: Japanese Customs)
