



## EU27+UK

### ANNUAL DATA

**TOTAL IMPORTS**  
January 2023 to June 2023

**449 568 t**

Source: Eurostat

Comparison:

2022

**+ 9 %**

2022-21 average

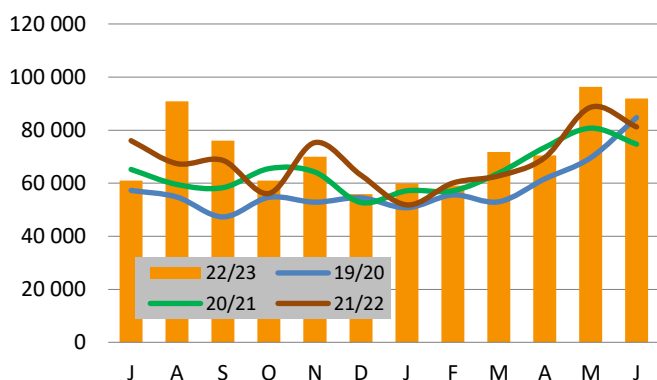
**+ 10 %**

### SEASON DATA

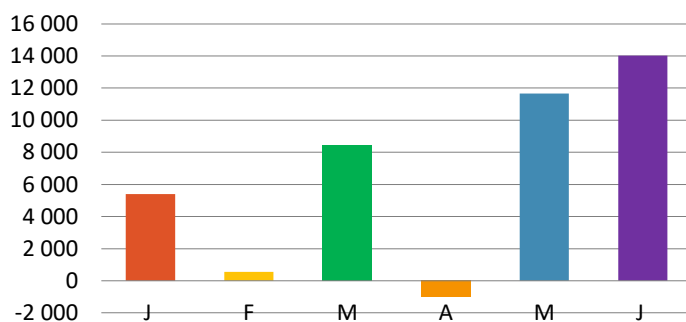
January to June 2023

Sources: Customs statistics, Eurostat

Avocado - EU27+UK - Total supply - ALL SUPPLIERS  
(tonnes | source: Eurostat)



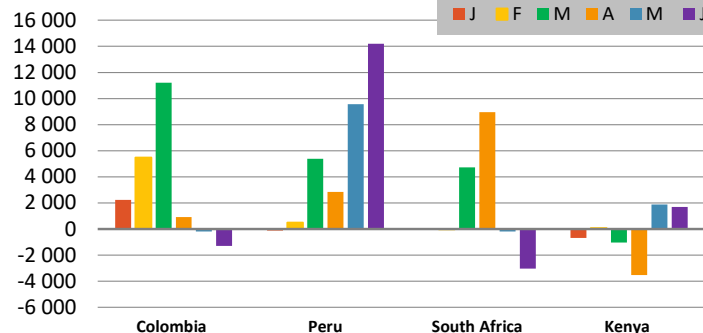
Avocado - EU27+UK - ALL SUPPLIERS  
2022 total supply compared to last 2-season average  
(tonnes | source: Eurostat)



### Main Suppliers present in June only

in tonnes	Cumulative Jan to June 23 *April to June 23	Comparison	
		2022	Last 2-season aver.
Colombia	10 790	+ 55 %	- 5 %
Kenya	26 970	+ 4 %	- 6%
Peru	180 046	+ 22 %	+ 22%
RSA	42 590	+ 39 %	+ 32 %

Avocado - EU27+UK - Suppliers present in June only  
2022 supply compared to last 2-season average  
(tonnes | source: Eurostat)





## UNITED STATES

### ANNUAL DATA

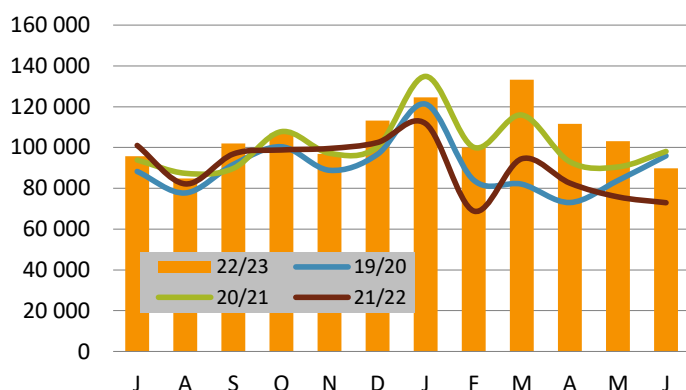
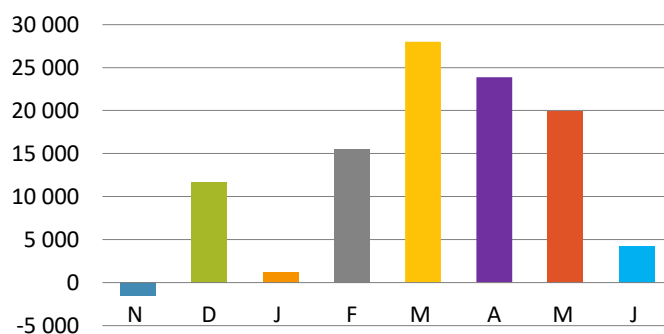
Source: USDA

**TOTAL IMPORTS**  
 January 2023 to June 2023

**662 362 t**
**Comparison:**
**2022**
**+ 31 %**
**2022-21 average**
**+ 16 %**

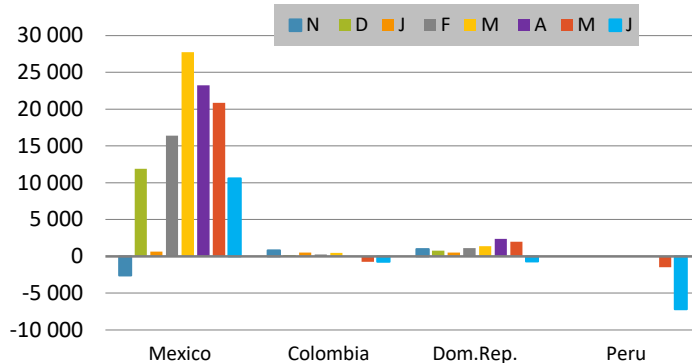
### SEASON DATA

Sources: Customs statistics, USDA

**July 2022 to June 2023**
**Avocado - USA - Total supply - ALL SUPPLIERS**  
 (tonnes | source: USDA)

**Avocado - USA - ALL SUPPLIERS**  
 2022 total supply compared to last 2-season average  
 (tonnes | source: USDA)


### Suppliers present in June only

in tonnes	Cumulative July to June 23 *Jan to July 23	Comparison	
		2021/22	Last 2-season aver.
<b>Mexico</b>	1 120 419	+ 22 %	+ 11%
<b>Peru*</b>	19 632	- 48%	- 31 %
<b>Dom. Rep.</b>	40 370	- 4 %	+ 9 %
<b>Colombia</b>	15 190	+ 11 %	+ 83 %

**Avocado - USA - Suppliers present in June only**  
 2022 supply compared to last 2-season average  
 (tonnes | source: USDA)




# JAPAN

### ANNUAL DATA

Source: Japanese Customs

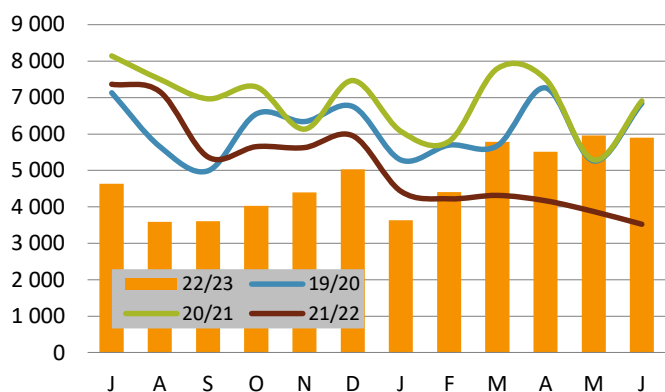
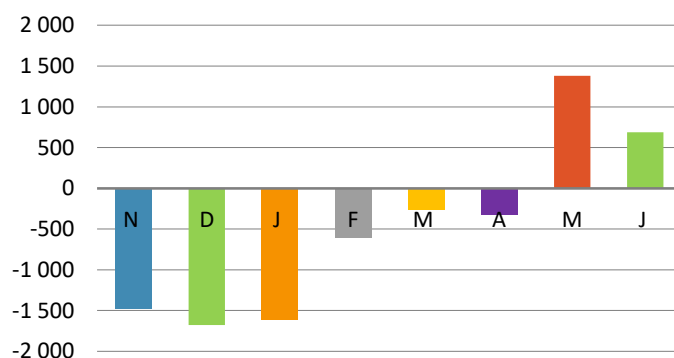
**TOTAL IMPORTS**  
 January 2023 to June 2023

**25 287 t**
**Comparison:**
**2022**
**+ 20%**
**2022-21 average**
**- 5%**

### SEASON DATA

**July 2022 to June 2023**

Sources: Customs statistics, Japanese Customs

**Avocado - JAPAN - Total supply - ALL SUPPLIERS**  
 (tonnes | source: Japanese Customs)

**Avocado - JAPAN - ALL SUPPLIERS**  
 2022 total supply compared to last 2-season average  
 (tonnes | source: Japanese Customs)


### Suppliers present in June only

in tonnes	Cumulative July 22 to June 23 *April to June23	Comparison	
		2021/22	Last 2-season aver.
Mexico	42 998	- 13 %	- 30 %
Peru*	5 343	+ 43 %	+ 76%
USA	113	- 5 %	- 85 %

**Avocado - JAPAN - Suppliers present in June only**  
 2022 supply compared to last 2-season average  
 (tonnes | source: Japanese Customs)
