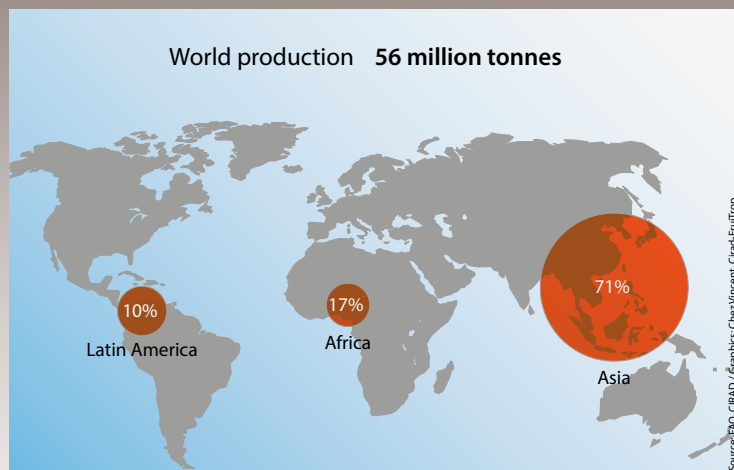


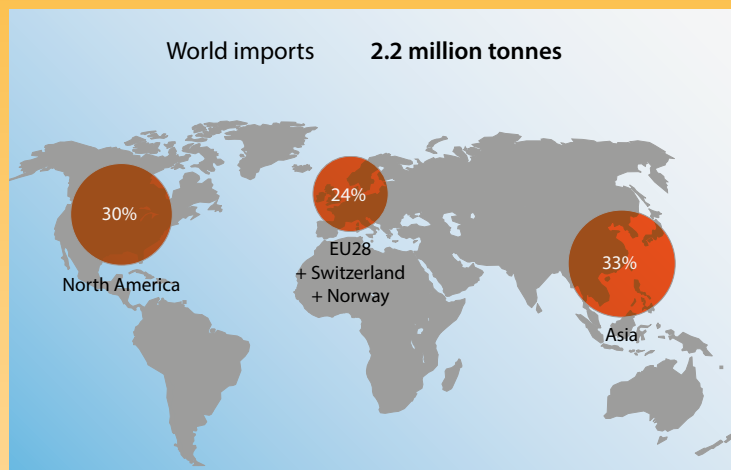
MANGO - Production (2019)



Mango - Top 10 producer countries	
million tonnes	2019
India	25.6
Indonesia	3.3
China	2.6
Pakistan	2.3
Mexico	2.2
Brazil	2.0
Malawi	1.7
Thailand	1.6
Egypt	1.5
Bangladesh	1.4

Sources: FAO, professionals

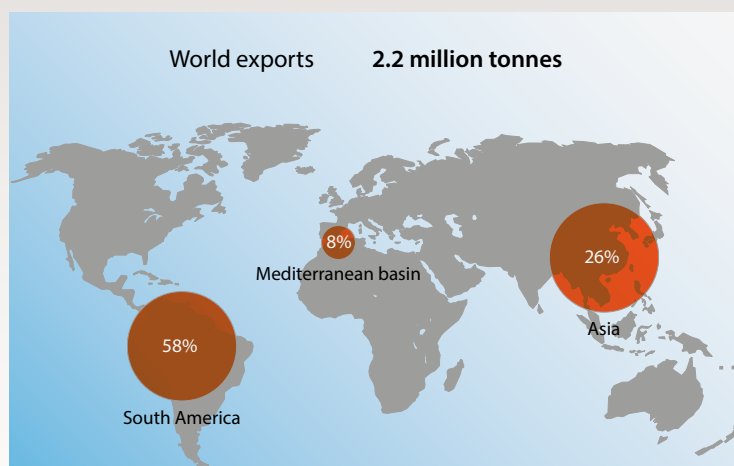
MANGO - Imports (2019)



Mango - Top 7 importer countries	
tonnes	2019
United States	518 207
China	431 640
Netherlands	208 975
United Arab Emirates	89 852
Vietnam	85 171
Canada	71 202
Saudi Arabia	54 723

Sources: National Customs, Comtrade

MANGO - Exports (2019)



Mango - Top 7 exporter countries	
tonnes	2019
Thailand	479 616
Mexico	412 873
Brazil	222 126
Peru	191 417
Vietnam	158 688
India	147 242
Pakistan	96 610

Source: Comtrade

USA - Imports - Main supplier countries						
tonnes	2015	2016	2017	2018	2019	2020
Total	405 965	464 797	508 904	500 463	518 207	573 747
Mexico	263 217	304 059	332 525	327 495	341 905	359 538
Peru	33 494	44 953	51 546	49 945	54 350	74 573
Ecuador	38 202	56 319	49 584	52 540	44 367	53 066
Brazil	32 210	27 858	32 934	31 782	39 967	48 214
Haiti	10 728	7 079	9 347	6 617	8 366	11 645
Guatemala	15 544	12 448	16 818	17 026	13 424	11 008
Dom. Rep.	901	1 038	1 154	1 924	3 431	3 567
Philippines	3 027	3 065	2 932	2 563	2 162	3 228

Source: US Customs

Canada - Imports - Main supplier countries						
tonnes	2015	2016	2017	2018	2019	2020
Total	57 234	57 022	65 576	67 298	71 202	77 418
Mexico	37 065	36 477	41 239	43 013	43 506	47 591
Peru	4 789	5 875	6 732	7 079	7 965	11 377
Brazil	6 744	5 645	7 131	7 208	7 910	8 899
Ecuador	2 716	2 744	2 235	2 889	2 420	1 896

Source: Comtrade

Central and South America - Main markets						
tonnes	2014	2015	2016	2017	2018	2019
Total	21 440	19 637	23 048	24 419	22 892	21 744
Chile	4 820	4 765	7 546	9 855	9 564	9 745
Honduras	2 999	3 276	2 643	3 161	2 292	3 538
Colombia	6 594	3 219	4 499	3 870	4 191	2 726
Mexico	2 041	1 588	1 768	1 909	2 347	1 500
El Salvador	1 952	1 797	1 196	1 384	1 444	1 477
Argentina	1 426	1 425	1 337	1 832	1 527	1 205
Panama	431	620	914	572	522	615
Guatemala	363	1 558	1 740	623	254	325
Bolivia	431	834	874	706	222	250
Paraguay	265	364	412	406	413	239

Source: Comtrade

