



EU27+UK

ANNUAL DATA

Source: Eurostat

TOTAL IMPORTS
January 2021 to September 2021

614 892 t

Comparison:

2020

+ 10 %

2019-20 average

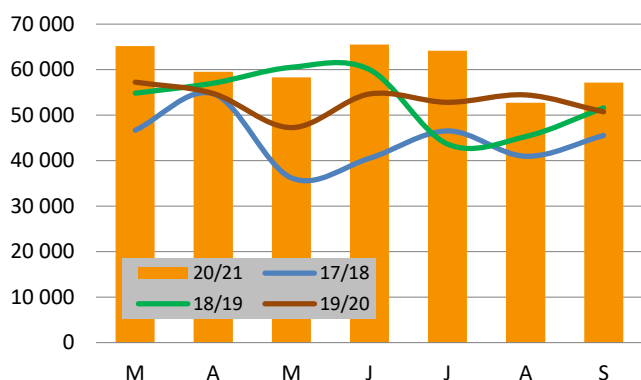
+ 17 %

SEASON DATA

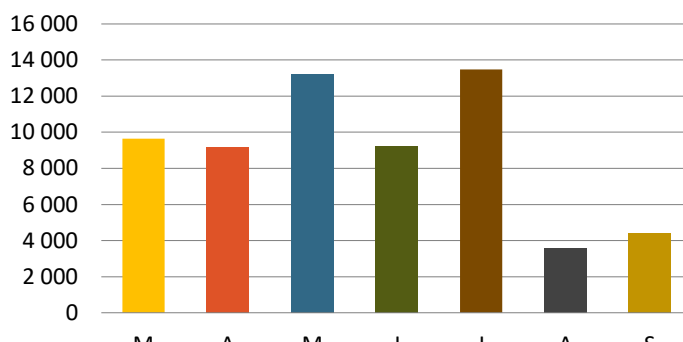
March 2021 to September 2021

Sources: Customs statistics, Eurostat

Avocado - EU27+UK - Total supply - ALL SUPPLIERS
(tonnes | source: Eurostat)



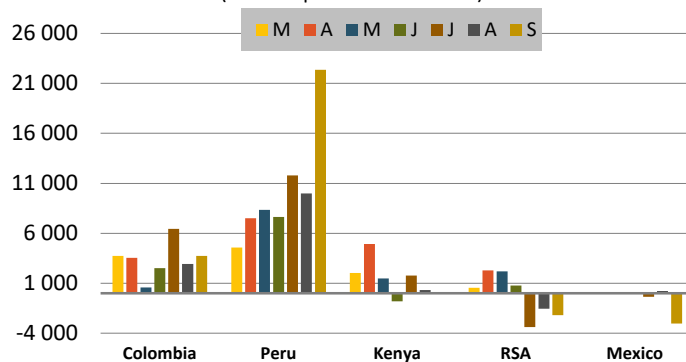
Avocado - EU27+UK - ALL SUPPLIERS
2020-21 total supply compared to last 2-season average
(tonnes | source: Eurostat)



Main Suppliers present in August only

in tonnes	Cumulative March 21 to September 21	Comparison	
		2020	Last 2-season aver.
Colombia	44 195	60 %	114 %
Peru	281 734	17 %	34 %
RSA	48 757	- 5 %	- 3 %
Kenya	45 347	14 %	28 %
	Cumulative July to September 21		
Mexico	11 690	- 15%	- 21%
Chili	1 296	6%	-82%
Israel	1 852	3%	82%

Avocado - EU27+UK - Suppliers present in August only
2020-21 supply compared to last 2-season average
(tonnes | source: Eurostat)





UNITED STATES

ANNUAL DATA

Source: USDA

TOTAL IMPORTS
January 2021 to September 2021

912 679 t

Comparison:

2020

+ 12%

2019-20 average

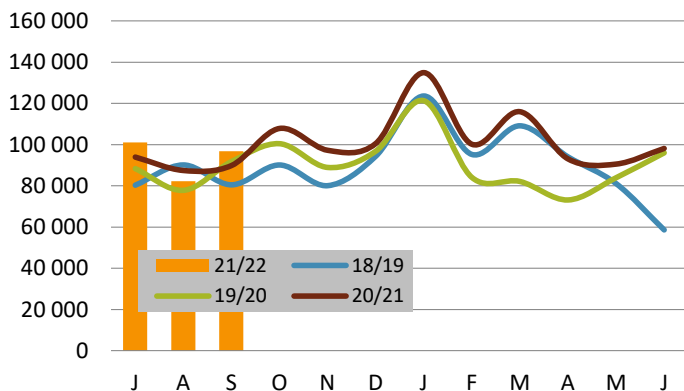
+ 11%

SEASON DATA

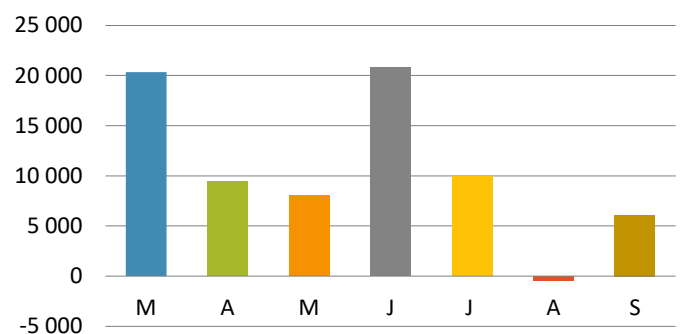
July 2021 to September 2021

Sources: Customs statistics, USDA

Avocado - USA - Total supply - ALL SUPPLIERS
(tonnes | source: USDA)



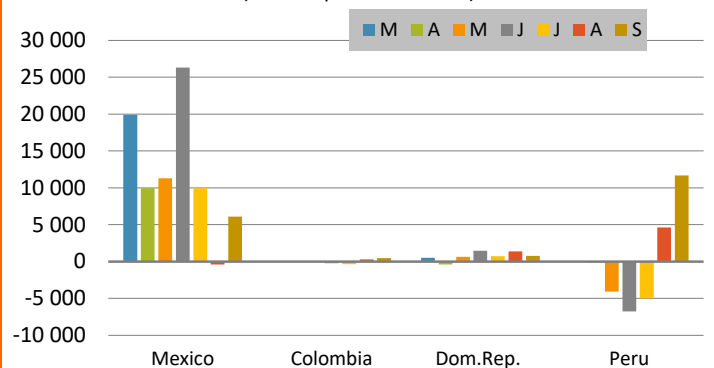
Avocado - USA - ALL SUPPLIERS
2020-21 total supply compared to last 2-season average
(tonnes | source: USDA)



Suppliers present in September only

in tonnes	Cumulative July 21 to September 21	Comparison	
		2021-20	Last 2-season aver.
Mexico	208 434	- 2 %	2 %
Dom. Rep.	4866	74 %	79 %
Colombia	1 730	- 10 %	30 %
	Cumulative July to	to September 21	
Peru	81 508	5 %	0 %

Avocado - USA - Suppliers present in September only
2020-21 supply compared to last 2-season average
(tonnes | source: USDA)





JAPAN

ANNUAL DATA

Source: Japanese Customs

TOTAL IMPORTS
January 2021 to September 2021

59 252 t

Comparison:

2020

+ 1 %

2019-20 average

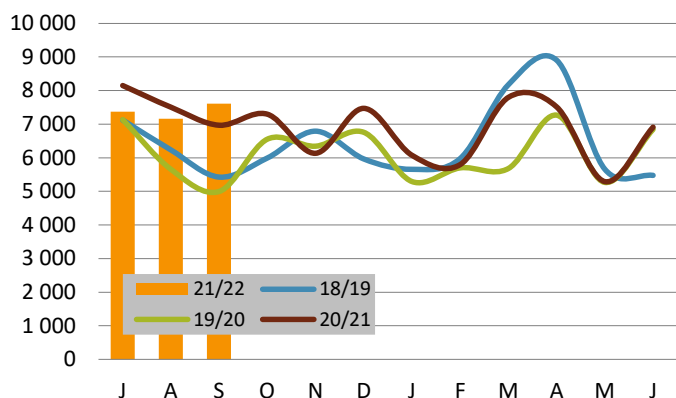
+ 2 %

SEASON DATA

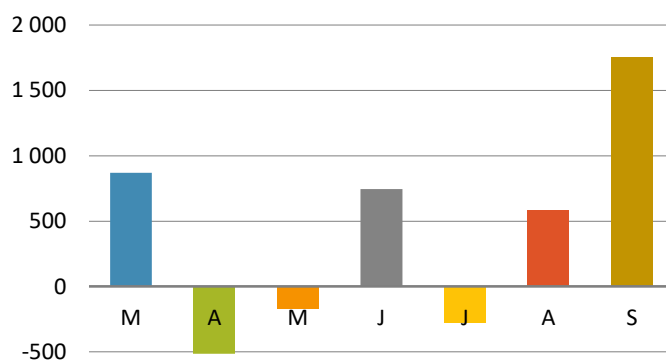
July 2021 to September 2021

Sources: Customs statistics, Japanese Customs

Avocado - JAPAN - Total supply - ALL SUPPLIERS
(tonnes | source: Japanese Customs)



Avocado - JAPAN - ALL SUPPLIERS
2020-21 total supply compared to last 2-season average
(tonnes | source: Japanese Customs)



Suppliers present in September only

in tonnes	Cumulative July 21 to September 21	Comparison	
		2021-20	Last 2-season aver.
Mexico	11 963	-27 %	- 23%
USA	38	- 81 %	- 66 %
	Cumulative July to	to September 21	
Peru	10 199	23 %	60 %

Avocado - JAPAN - Suppliers present in September only
2020-21 supply compared to last 2-season average
(tonnes | source: Japanese Customs)

