



EU27+UK

ANNUAL DATA

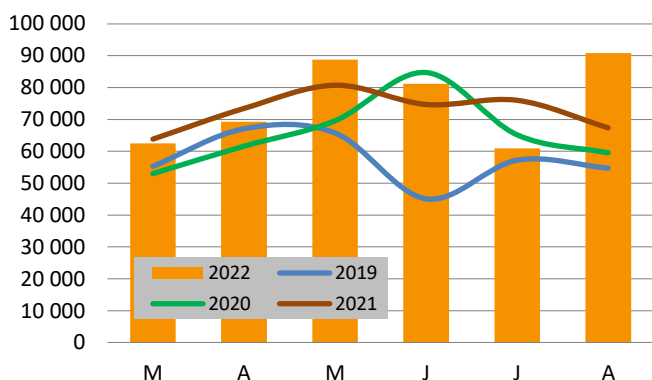
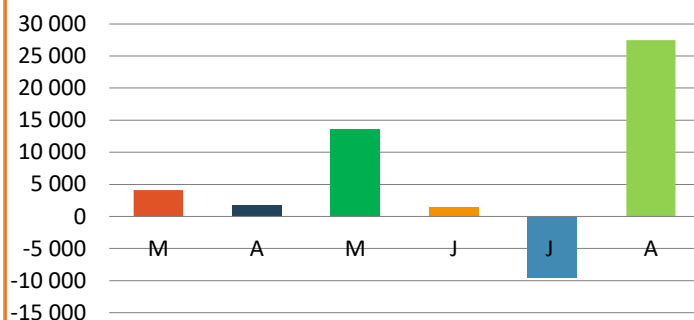
Source: Eurostat

TOTAL IMPORTS
 January 2022 to August 2022

564 918 t
Comparison:
2021
+ 3 %
2020-21 average
+ 8 %

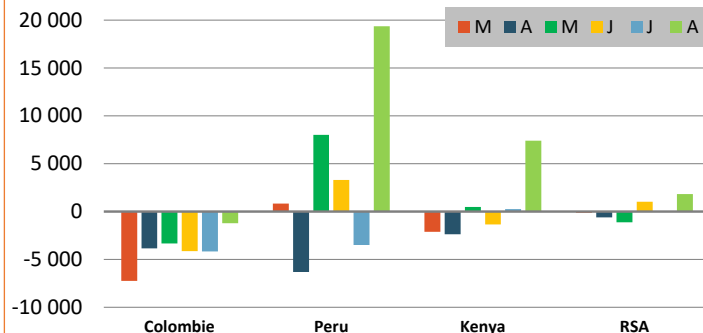
SEASON DATA

Sources: Customs statistics, Eurostat

March 2021 to August 2022
Avocado - EU27+UK - Total supply - ALL SUPPLIERS
 (tonnes | source: Eurostat)

Avocado - EU27+UK - ALL SUPPLIERS
 2022 total supply compared to last 2-season average
 (tonnes | source: Eurostat)


Main Suppliers present in August only

in tonnes	Cumulative April 22 to August 22* Cumulative March 22 to August 22	Comparison	
		2021	Last 2-season aver.
Colombia	14 269*	-54 %	- 47 %
Peru	249 835	+ 4 %	+ 9%
RSA	46 264	+ 3 %	+ 2 %
Kenya	44 687	+ 2 %	+ 12%

Avocado - EU27+UK - Suppliers present in August only
 2022 supply compared to last 2-season average
 (tonnes | source: Eurostat)




UNITED STATES

ANNUAL DATA

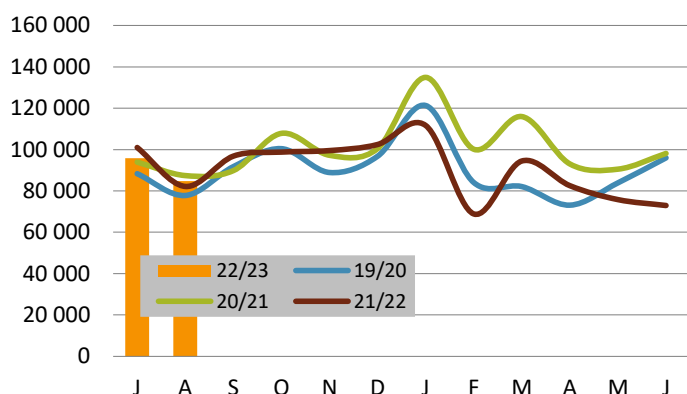
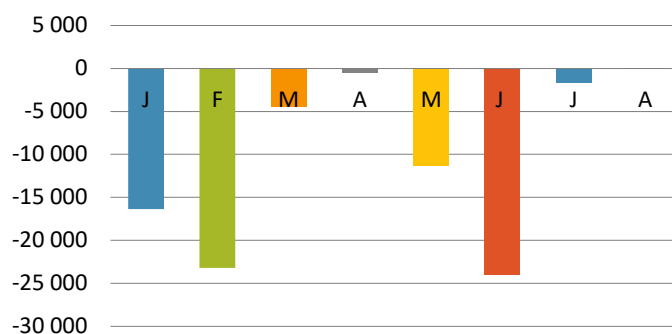
Source: USDA

TOTAL IMPORTS
 January 2022 to August 2022

686 952 t
Comparison:
2021
- 16 %
2020-21 average
- 11 %

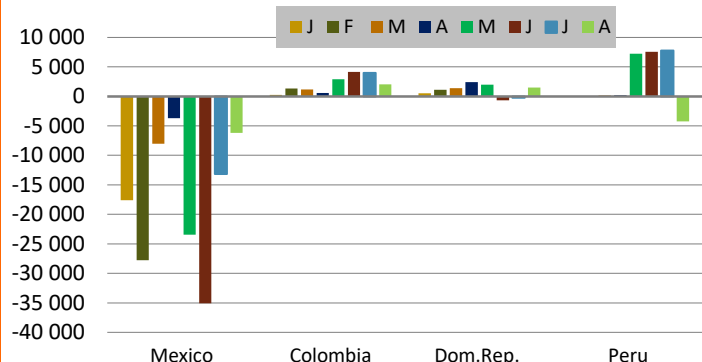
SEASON DATA

Sources: Customs statistics, USDA

July to August 2022
Avocado - USA - Total supply - ALL SUPPLIERS
 (tonnes | source: USDA)

Avocado - USA - ALL SUPPLIERS
 2022 total supply compared to last 2-season average
 (tonnes | source: USDA)


Suppliers present in August only

in tonnes	Cumulative July to August 22, Cumulative March 22 to August 22*	Comparison	
		2021/22	Last 2-season aver.
Mexico	117 971	- 9 %	- 10 %
Dom. Rep.	5 077	4 %	- 33 %
Colombia	16 950 *	841 %	674 %
Peru	87 729*	32%	24 %

Avocado - USA - Suppliers present in August only
 2022 supply compared to last 2-season average
 (tonnes | source: USDA)




JAPAN

ANNUAL DATA

TOTAL IMPORTS
January 2022 to August 2022

32 699 t

Source: Japanese Customs

Comparison:

2021

- 39 %

2020-21 average

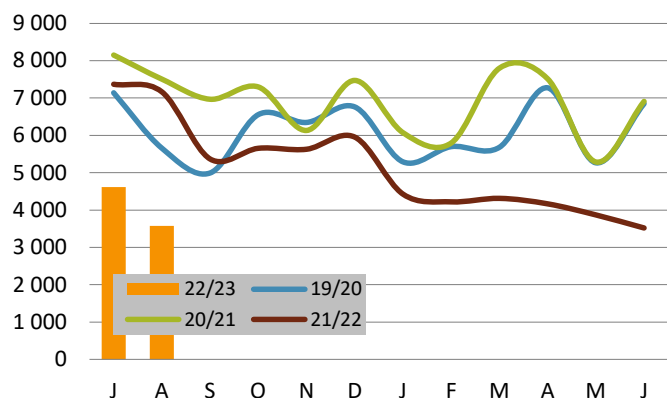
- 38 %

SEASON DATA

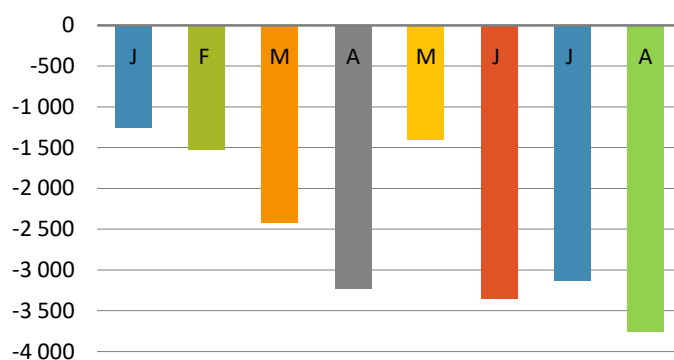
July to August 2022

Sources: Customs statistics, Japanese Customs

Avocado - JAPAN - Total supply - ALL SUPPLIERS
(tonnes | source: Japanese Customs)



Avocado - JAPAN - ALL SUPPLIERS
2022 total supply compared to last 2-season average
(tonnes | source: Japanese Customs)



Suppliers present in August only

in tonnes	Cumulative July to August 22	Comparison	
		2021/22	Last 2-season aver.
Mexico	27 86	- 65 %	- 70%
USA	76	- 100%	- 35 %

Avocado - JAPAN - Suppliers present in August only
2022 supply compared to last 2-season average
(tonnes | source: Japanese Customs)

