



EU27+UK

ANNUAL DATA

Source: Eurostat

TOTAL IMPORTS
January 2021 to January 2021

55 403 t

Comparison:

2020

+ 9%

2019-20 average

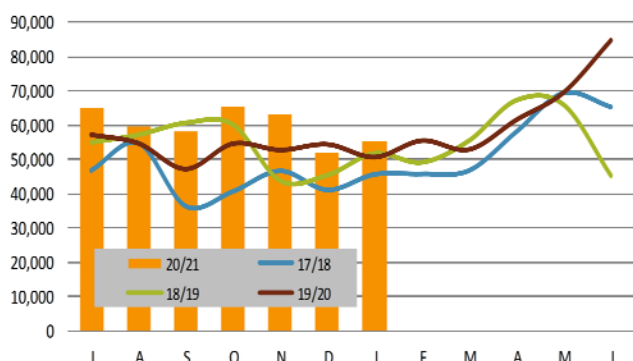
+ 8%

SEASON DATA

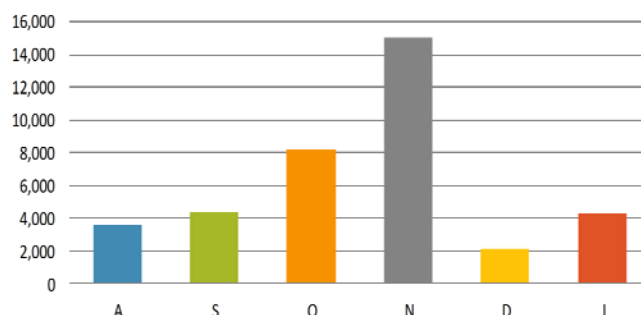
July 2020 to January 2021

Sources: Customs statistics, Eurostat

Avocado - EU27+UK - Total supply - ALL SUPPLIERS
(tonnes | source: Eurostat)



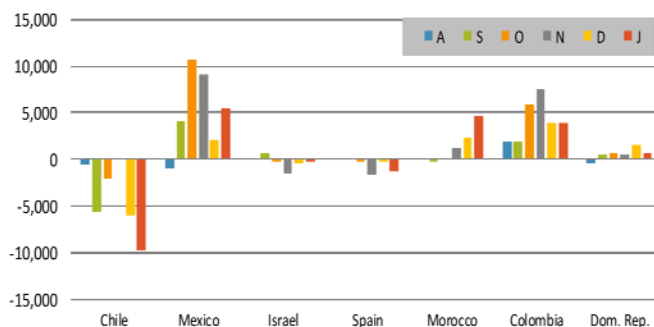
Avocado - EU27+UK - ALL SUPPLIERS
2020-21 total supply compared to last 2-season average
(tonnes | source: Eurostat)



Suppliers present in January only

in tonnes	Cumulative July to January	Comparison	
		2019-20	Last 2-season aver.
Chile	51,240	-37%	-32%
Mexico	78,448	24%	65%
Colombia	52,841	88%	117%
Israel	23,818	13%	-6%
Spain	17,857	-11%	-10%
Morocco	18,353	23%	85%
Dom. Rep.	10,923	22%	43%

Avocado - EU27+UK - Suppliers present in January only
2020-21 supply compared to last 2-season average
(tonnes | source: Eurostat)





UNITED STATES

ANNUAL DATA

Source: USDA

TOTAL IMPORTS
January 2021 to January 2021

134 868 t

Comparison:

2020

+ 11%

2019-20 average

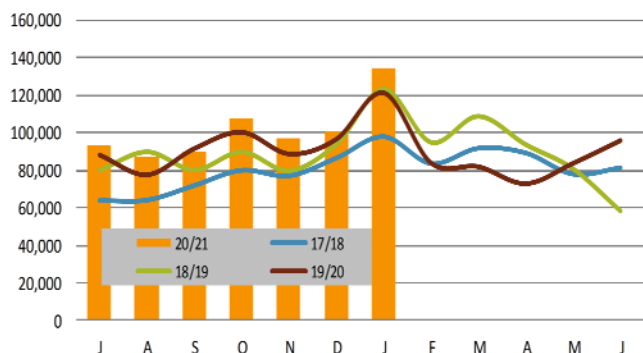
+ 10%

SEASON DATA

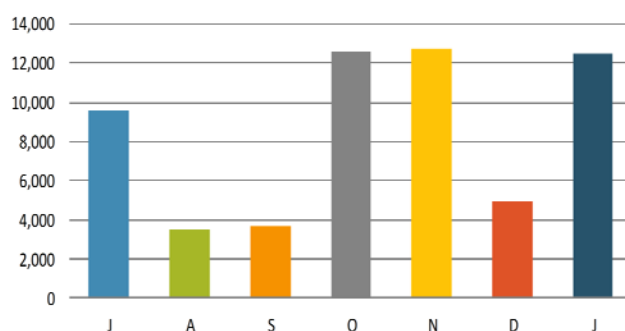
Sources: Customs statistics, USDA

July to January 2021

Avocado - USA - Total supply - ALL SUPPLIERS
(tonnes | source: USDA)



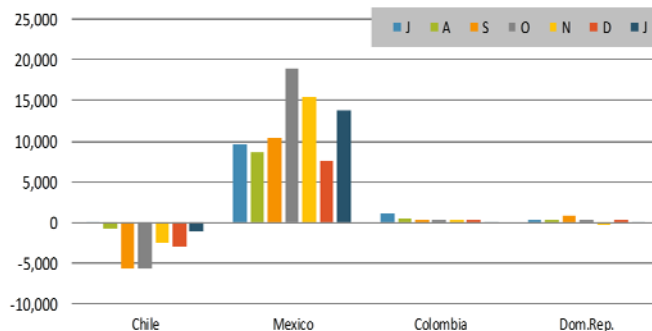
Avocado - USA - ALL SUPPLIERS
2020-21 total supply compared to last 2-season average
(tonnes | source: USDA)



Suppliers present in January only

in tonnes	Cumulative July to January	Comparison	
		2019-20	Last 2-season aver.
Mexico	640,525	10%	15%
Chile	937	-92%	-95%
Dom. Rep.	16,852	14%	6%
Colombia	2,257	89%	209%

Avocado - USA - Suppliers present in January only
2020-21 supply compared to last 2-season average
(tonnes | source: USDA)





JAPAN

ANNUAL DATA

TOTAL IMPORTS
January 2021 to January 2021

6 072 t

Source: Japanese Customs

Comparison:

2020

+ 15%

2019-20 average

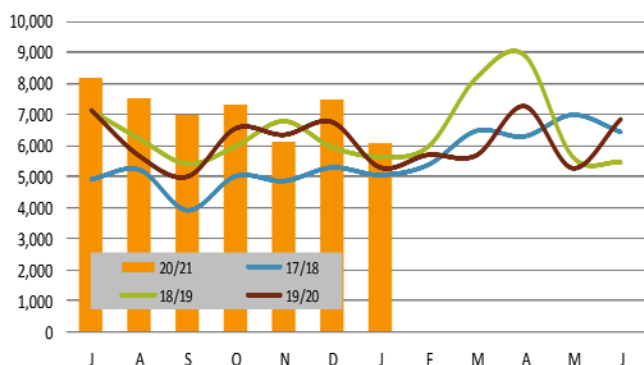
+ 11%

SEASON DATA

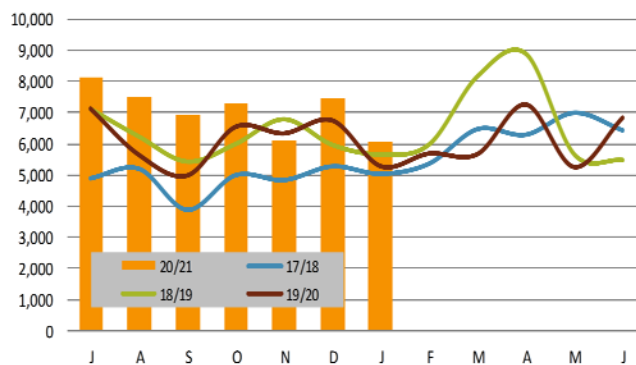
July to January 2021

Sources: Customs statistics, Japanese Customs

Avocado - JAPAN - Total supply - ALL SUPPLIERS
(tonnes | source: Japanese Customs)



Avocado - JAPAN - Total supply - ALL SUPPLIERS
(tonnes | source: Japanese Customs)



Suppliers present in January only

in tonnes	Cumulative July to January	Comparison	
		2019-20	Last 2-season aver.
Mexico	43,252	12%	13%
Chile	-	-100%	-100%
Colombia	187	961%	2021%
N. Zealand	-	-100%	-100%
USA	200	532%	28%

Avocado - JAPAN - Suppliers present in January only
2020-21 supply compared to last 2-season average
(tonnes | source: Japanese Customs)

