



EU27+UK

ANNUAL DATA

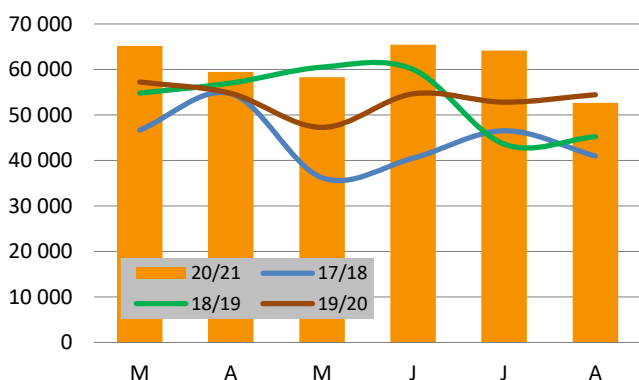
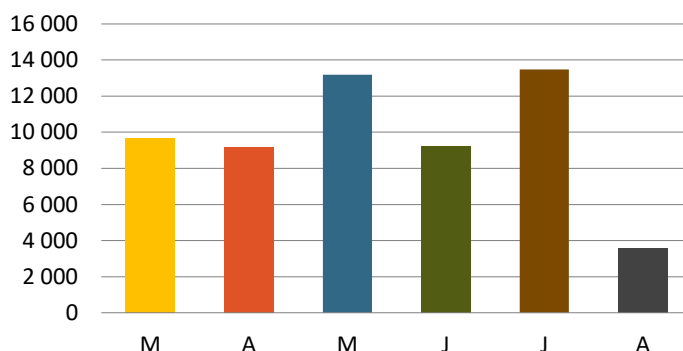
Source: Eurostat

TOTAL IMPORTS
 January 2021 to August 2021

547 763 t
Comparison:
2020
+ 10 %
2019-20 average
+ 16%

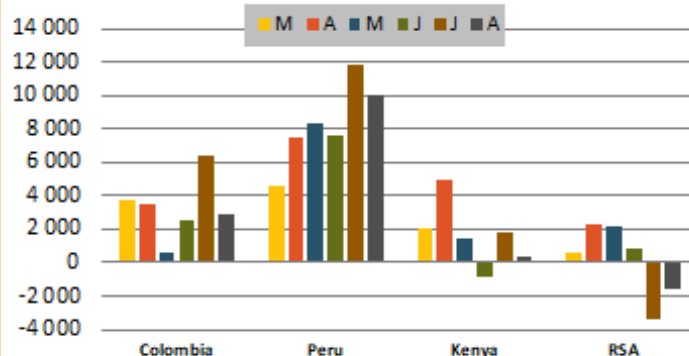
SEASON DATA

Sources: Customs statistics, Eurostat

March 2021 to August 2021
Avocado - EU27+UK - Total supply - ALL SUPPLIERS
 (tonnes | source: Eurostat)

Avocado - EU27+UK - ALL SUPPLIERS
 2020-21 total supply compared to last 2-season average
 (tonnes | source: Eurostat)


Main Suppliers present in August only

in tonnes	Cumulative March 21 to August 21	Comparison	
		2020	Last 2-season aver.
Colombia	38 622	57%	105 %
Peru	238 663	12 %	26 %
RSA	45 047	0 %	2 %
Kenya	42 058	19 %	30 %

Avocado - EU27+UK - Suppliers present in August only
 2020-21 supply compared to last 2-season average
 (tonnes | source: Eurostat)




UNITED STATES

ANNUAL DATA

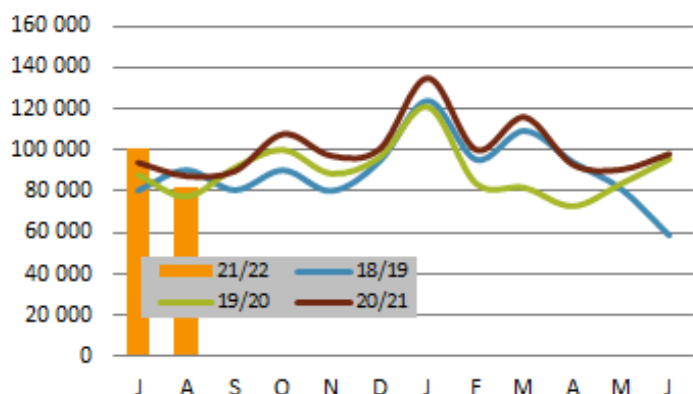
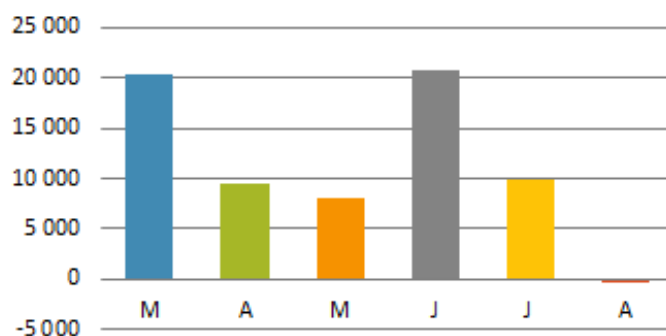
Source: USDA

TOTAL IMPORTS
 January 2021 to August 2021

815 712 t
Comparison:
2020
+ 13%
2019-20 average
+ 11%

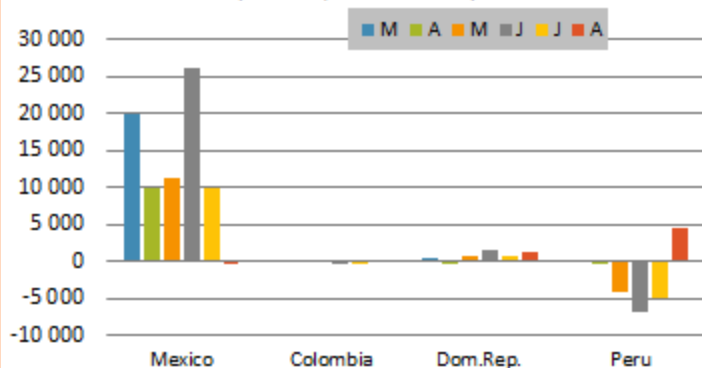
SEASON DATA

Sources: Customs statistics, USDA

July 2021 to August 2021
Avocado - USA - Total supply - ALL SUPPLIERS
 (tonnes | source: USDA)

Avocado - USA - ALL SUPPLIERS
 2020-21 total supply compared to last 2-season average
 (tonnes | source: USDA)


Suppliers present in August only

in tonnes	Cumulative July 21 to Au- gust 21	Comparison	
		2021-20	Last 2-season aver.
Mexico	129 680	- 1 %	7%
Dom. Rep.	4866	74 %	79 %
Colombia	1257	- 33%	-4 %
Peru	47 413	4 %	- 1 %

Avocado - USA - Suppliers present in June only
 2020-21 supply compared to last 2-season average
 (tonnes | source: USDA)




JAPAN

ANNUAL DATA

Source: Japanese Customs

TOTAL IMPORTS
January 2021 to August 2021

68 425 t

Comparison:

2020

+ 2 %

2019-20 average

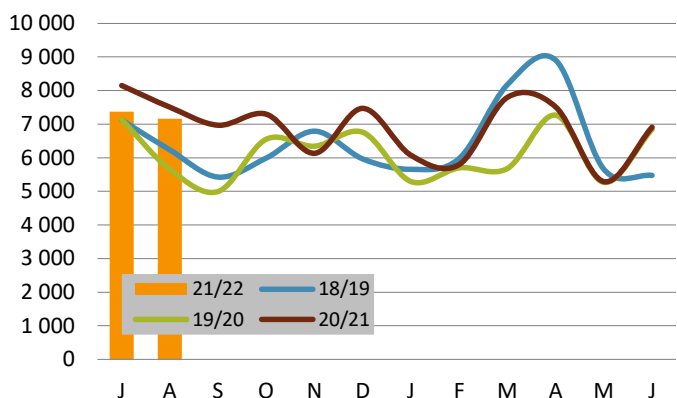
+ 3 %

SEASON DATA

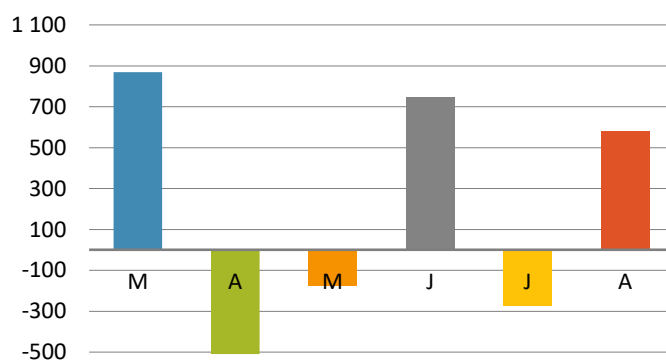
July 2021 to August 2021

Sources: Customs statistics, Japanese Customs

Avocado - JAPAN - Total supply - ALL SUPPLIERS
(tonnes | source: Japanese Customs)



Avocado - JAPAN - ALL SUPPLIERS
2020-21 total supply compared to last 2-season average
(tonnes | source: Japanese Customs)



Suppliers present in August only

in tonnes	Cumulative July 21 to August 21	Comparison	
		2021-20	Last 2-season aver.
Mexico	7 868	-25 %	- 24 %
USA	38	- 81 %	- 66 %
Peru	6 588	39 %	79 %

Avocado - JAPAN - Suppliers present in June only
2020-21 supply compared to last 2-season average
(tonnes | source: Japanese Customs)

