



EU27+UK

ANNUAL DATA

TOTAL IMPORTS
January 2021 to November 2021

743 841 t

Source: Eurostat

Comparison:

2020

+ 8 %

2019-20 average

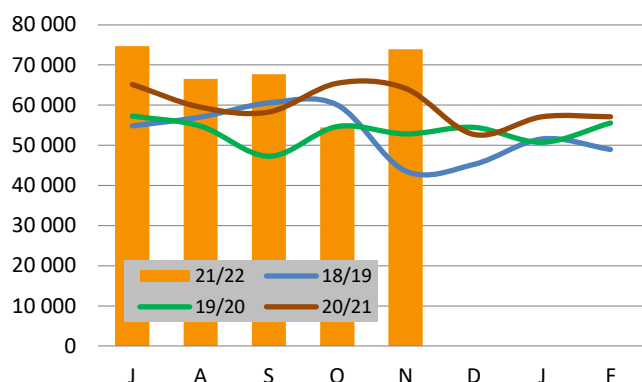
+ 15 %

SEASON DATA

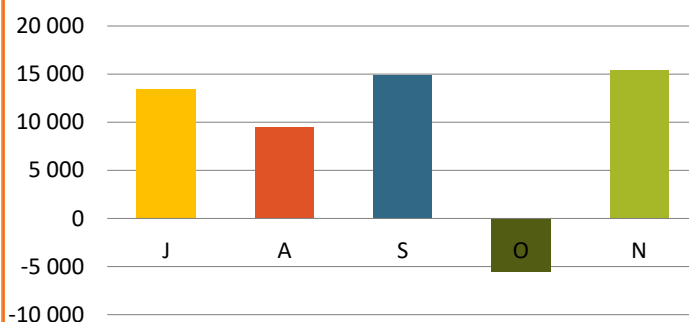
July 2021 to November 2021

Sources: Customs statistics, Eurostat

Avocado - EU27+UK - Total supply - ALL SUPPLIERS
(tonnes | source: Eurostat)



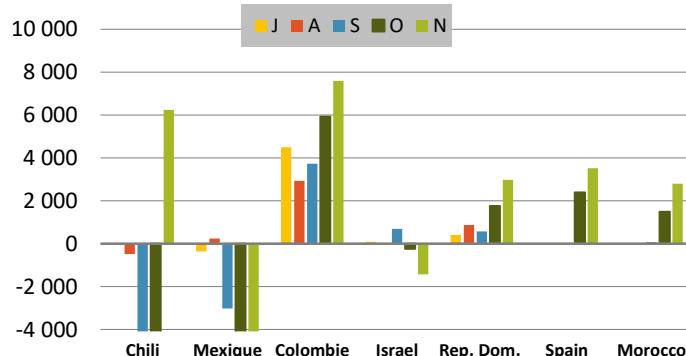
Avocado - EU27+UK - ALL SUPPLIERS
2020-21 total supply compared to last 2-season average
(tonnes | source: Eurostat)



Main Suppliers present in November only

in tonnes	Cumulative July 21 to November 21	Comparison	
		2020	Last 2-season aver.
Mexico	36 860	-34 %	- 28%
Colombia	37 113	16 %	63 %
Chili	36 892	0 %	- 17%
Israel	18 613	110 %	114 %
Spain	4 928	4 %	- 8 %
Morocco	4 085	5 %	-1 %

Avocado - EU27+UK - Suppliers present in November only
2020-21 supply compared to last 2-season average
(tonnes | source: Eurostat)





UNITED STATES

ANNUAL DATA

TOTAL IMPORTS
January 2021 to November 2021

1 111 028 t

Source: USDA

Comparison:

2020

+ 9 %

2019-20 average

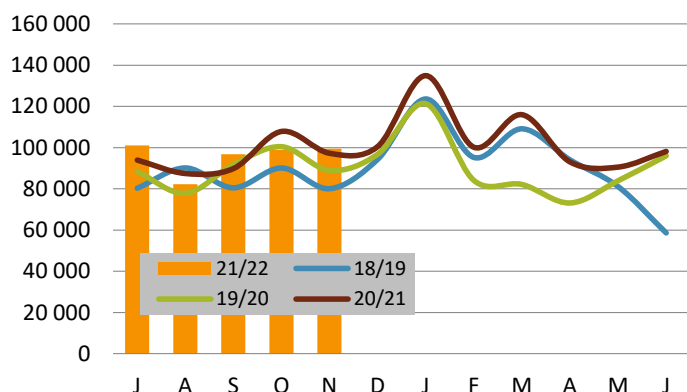
+ 10 %

SEASON DATA

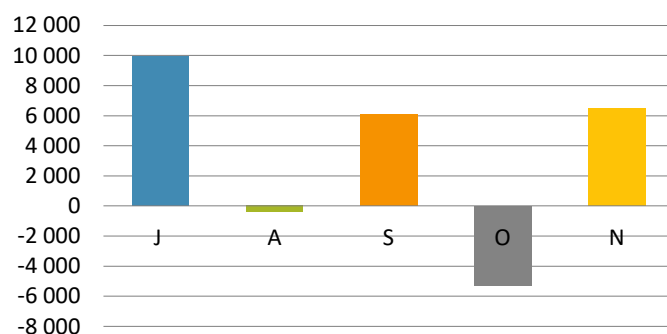
July 2021 to November 2021

Sources: Customs statistics, USDA

Avocado - USA - Total supply - ALL SUPPLIERS
(tonnes | source: USDA)



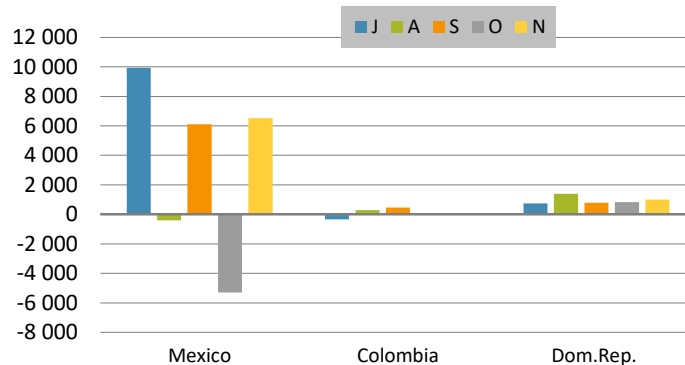
Avocado - USA - ALL SUPPLIERS
2020-21 total supply compared to last 2-season average
(tonnes | source: USDA)



Suppliers present in November only

in tonnes	Cumulative July 21 to No- vember 21	Comparison	
		2021-20	Last 2-season aver.
Mexico	394 019	- 5 %	0 %
Dom. Rep.	13 447	39 %	55 %
Colombia	1 884	- 6 %	38 %

Avocado - USA - Suppliers present in November only
2020-21 supply compared to last 2-season average
(tonnes | source: USDA)





JAPAN

ANNUAL DATA

TOTAL IMPORTS
January 2021 to November 2021

70 541 t

Source: Japanese Customs

Comparison:

2020

- 2 %

2019-20 average

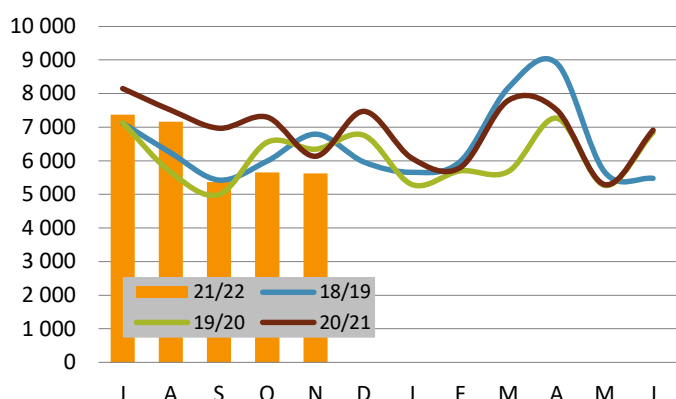
- 1 %

SEASON DATA

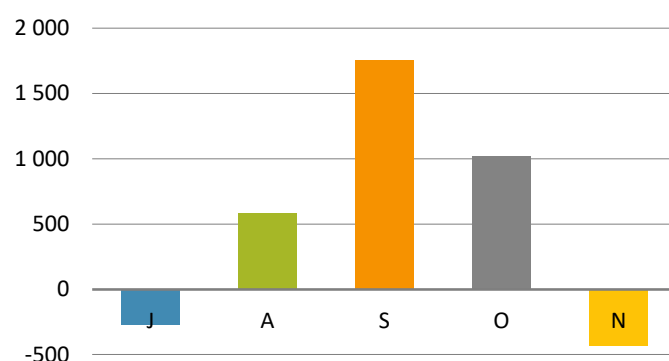
July 2021 to November 2021

Sources: Customs statistics, Japanese Customs

Avocado - JAPAN - Total supply - ALL SUPPLIERS
(tonnes | source: Japanese Customs)



Avocado - JAPAN - ALL SUPPLIERS
2020-21 total supply compared to last 2-season average
(tonnes | source: Japanese Customs)



Suppliers present in November only

in tonnes	Cumulative July 21 to November 21	Comparison	
		2021-20	Last 2-season aver.
Mexico	22 682	- 24 %	- 19 %
USA	39	- 80 %	- 65 %

Avocado - JAPAN - Suppliers present in November only
2020-21 supply compared to last 2-season average
(tonnes | source: Japanese Customs)

