



EU27+UK

ANNUAL DATA

TOTAL IMPORTS
January 2022 to February 2022

115 557t

Source: Eurostat

Comparison:

2021

- 1 %

2020-21 average

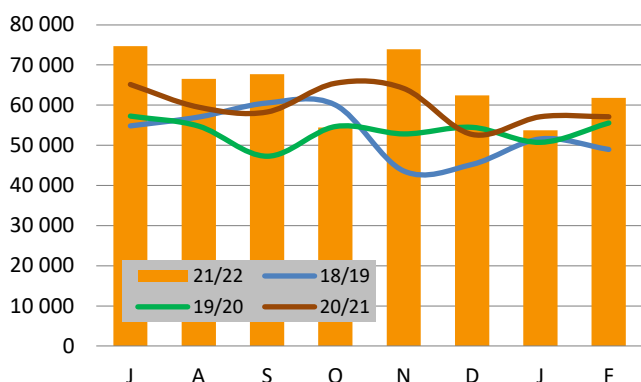
+ 5 %

SEASON DATA

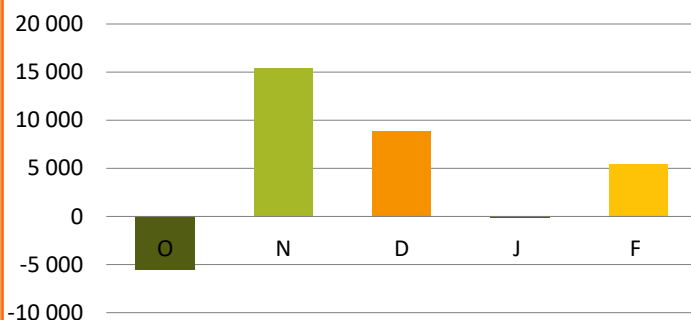
October 2021 to February 2022

Sources: Customs statistics, Eurostat

Avocado - EU27+UK - Total supply - ALL SUPPLIERS
(tonnes | source: Eurostat)



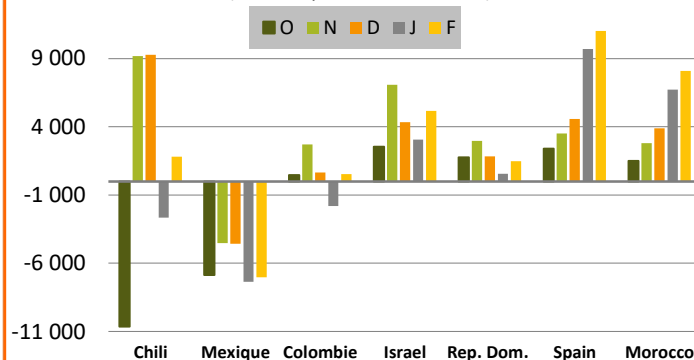
Avocado - EU27+UK - ALL SUPPLIERS
2020-21 total supply compared to last 2-season average
(tonnes | source: Eurostat)



Main Suppliers present in February only

in tonnes	Cumulative October 21 to February 22	Comparison	
		2021	Last 2-season aver.
Mexico	32 877	-56 %	- 48 %
Colombia	45 089	- 17 %	6 %
Chili	71 282	36 %	11%
Dom. Rep	10 700	- 5%	8 %
Israel	51 347	71 %	76 %
Spain	41 382	42 %	32 %
Morocco	25 695	5 %	8 %

Avocado - EU27+UK - Suppliers present in February only
2020-21 supply compared to last 2-season average
(tonnes | source: Eurostat)





UNITED STATES

ANNUAL DATA

TOTAL IMPORTS
January 2022 to February 2022

180 584 t

Source: USDA

Comparison:

2021

- 23 %

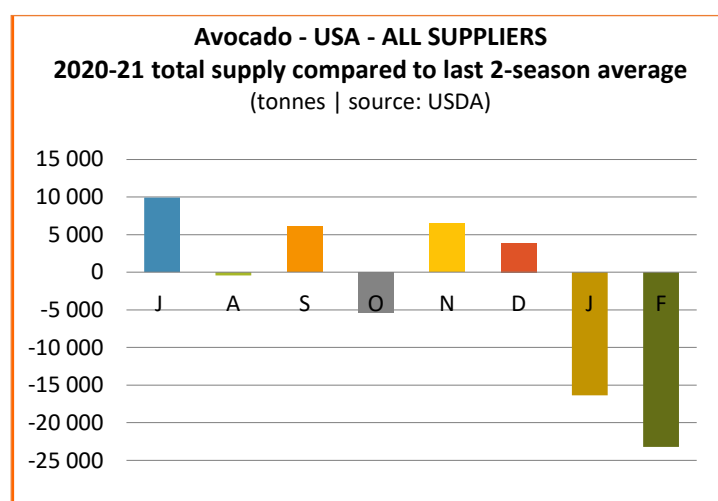
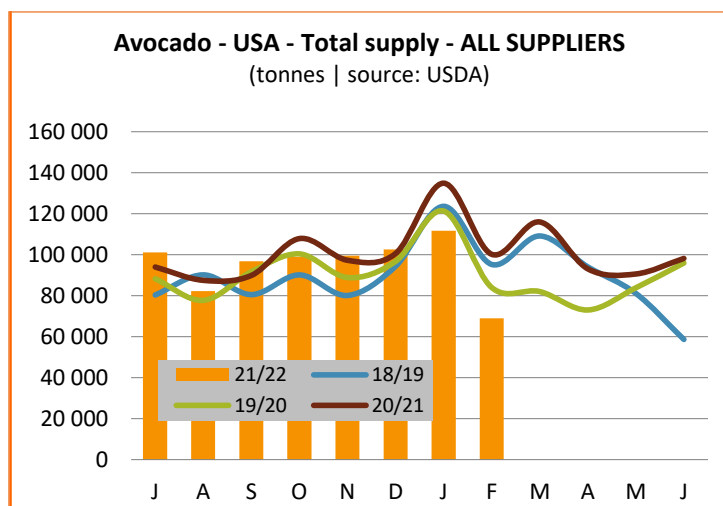
2020-21 average

- 18 %

SEASON DATA

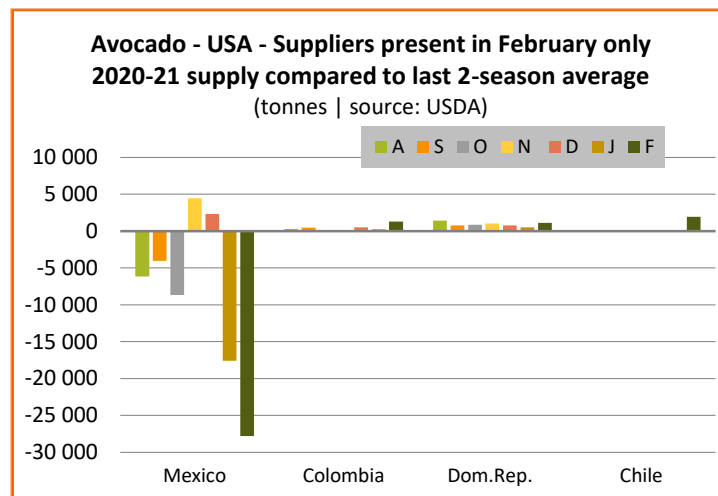
July 2021 to February 2022

Sources: Customs statistics, USDA



Suppliers present in February only

in tonnes	Cumulative July 21 to February 22	Comparison	
		2021-20	Last 2-season aver.
Mexico	658 176	- 11 %	- 6 %
Chile	6 807	626%	4%
Dom. Rep.	26 555	31 %	37 %
Colombia	4 363	90 %	145 %





JAPAN

ANNUAL DATA

TOTAL IMPORTS
January 2022 to February 2022

8 643 t

Source: Japanese Customs

Comparison:

2021

- 27 %

2020-21 average

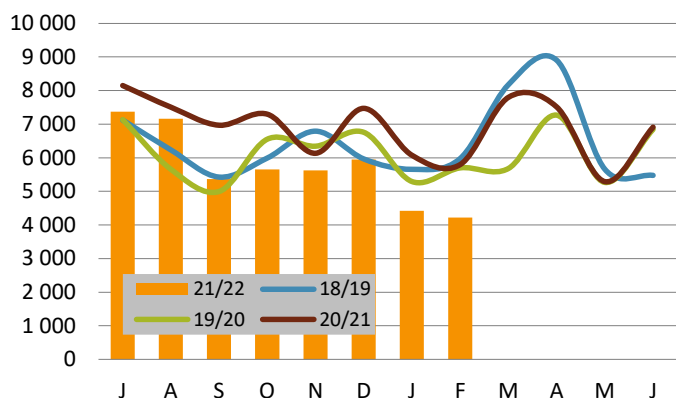
- 26 %

SEASON DATA

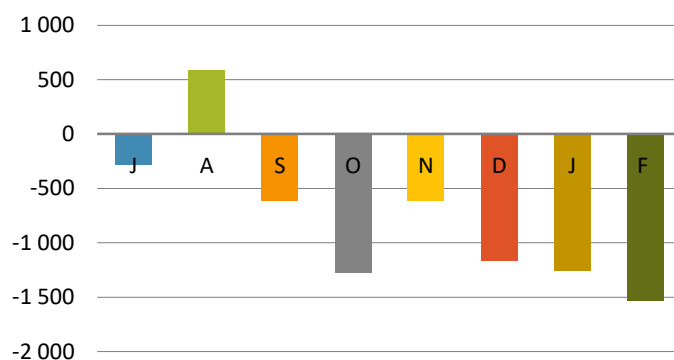
July 2021 to February 2022

Sources: Customs statistics, Japanese Customs

Avocado - JAPAN - Total supply - ALL SUPPLIERS
(tonnes | source: Japanese Customs)



Avocado - JAPAN - ALL SUPPLIERS
2020-21 total supply compared to last 2-season average
(tonnes | source: Japanese Customs)



Suppliers present in February only

in tonnes	Cumulative July 21 to February 22	Comparison	
		2021-20	Last 2-season aver.
Mexico	37 269	- 24 %	- 20 %
USA	46	- 77 %	- 68%

Avocado - JAPAN - Suppliers present in February only
2020-21 supply compared to last 2-season average
(tonnes | source: Japanese Customs)

