



EU27+UK

ANNUAL DATA

TOTAL IMPORTS
January 2022 to April 2022

243 425 t

Source: Eurostat

Comparison:

2021

- 3 %

2020-21 average

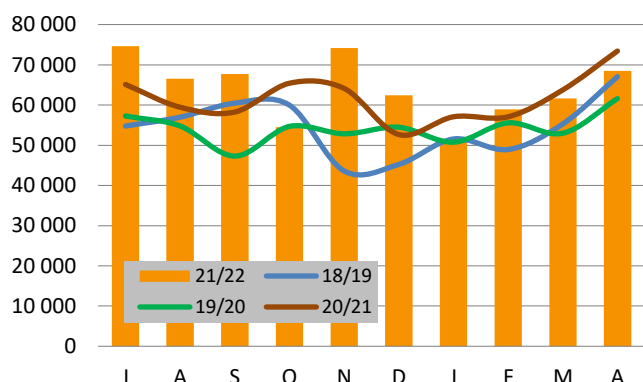
+ 3 %

SEASON DATA

October 2021 to April 2022

Sources: Customs statistics, Eurostat

Avocado - EU27+UK - Total supply - ALL SUPPLIERS
(tonnes | source: Eurostat)



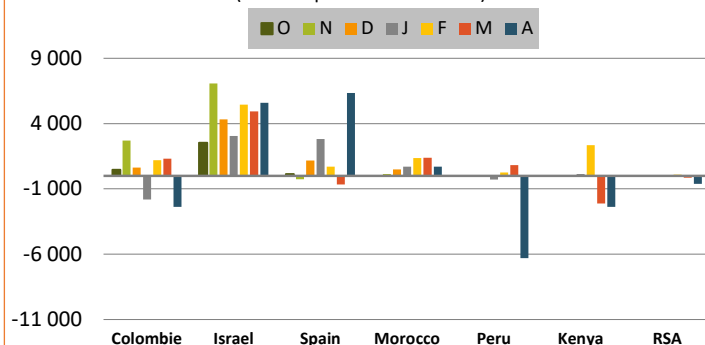
Avocado - EU27+UK - ALL SUPPLIERS
2020-21 total supply compared to last 2-season average
(tonnes | source: Eurostat)



Main Suppliers present in April only

in tonnes	Cumulative October 21 to April 22 *Cumulative Jan 22 to April 22	Comparison	
		2021	Last 2-season aver.
Colombia	75 891	- 5 %	21 %
Israel	75 891	72 %	75 %
Spain	58 970	38 %	21 %
Morocco	38 352	18 %	18 %
Peru	34 022*	-24%	-14%
RSA	10 532*	-13%	-6%
Kenya	9 908*	-42%	-17%

Avocado - EU27+UK - Suppliers present in April only
2020-21 supply compared to last 2-season average
(tonnes | source: Eurostat)





UNITED STATES

ANNUAL DATA

Source: USDA

TOTAL IMPORTS January 2022 to April 2022

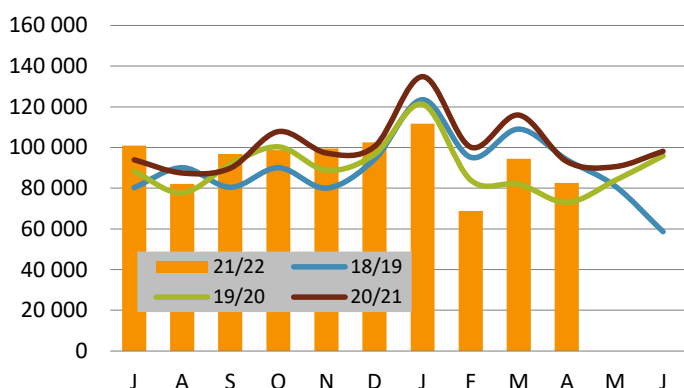
357 639 t
Comparison:
2021
- 19 %
2020-21 average
- 11 %

SEASON DATA

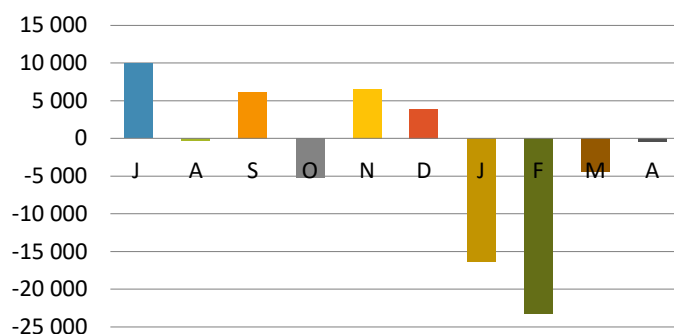
Sources: Customs statistics, USDA

July 2021 to April 2022

Avocado - USA - Total supply - ALL SUPPLIERS
(tonnes | source: USDA)



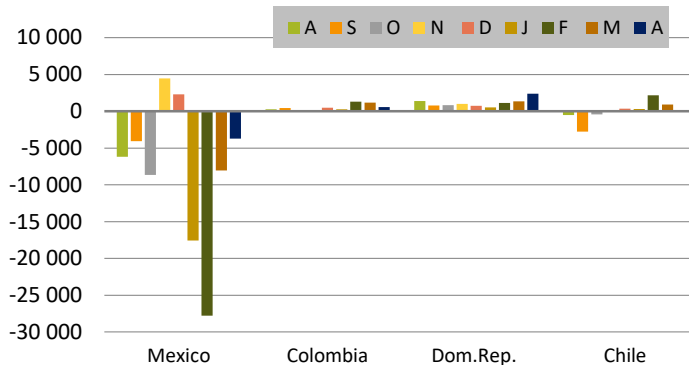
Avocado - USA - ALL SUPPLIERS
2020-21 total supply compared to last 2-season average
(tonnes | source: USDA)



Suppliers present in April only

in tonnes	Cumulative July 21 to April 22	Comparison	
		2021-20	Last 2-season aver.
Mexico	821 789	- 13 %	- 6 %
Chile	7 782	730%	18%
Dom. Rep.	36 485	37 %	43 %
Colombia	6 131	154 %	234 %

Avocado - USA - Suppliers present in April only
2020-21 supply compared to last 2-season average
(tonnes | source: USDA)





JAPAN

ANNUAL DATA

Source: Japanese Customs

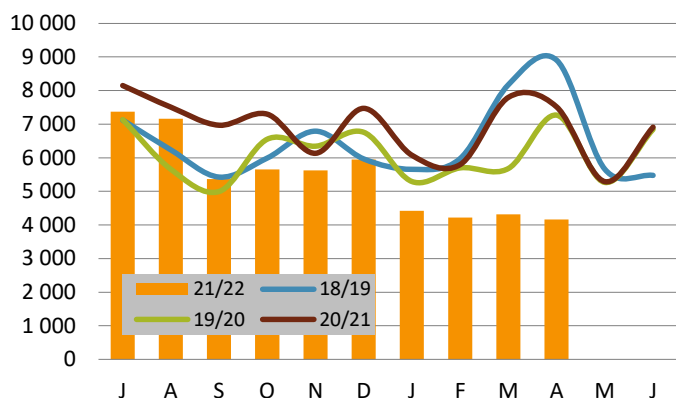
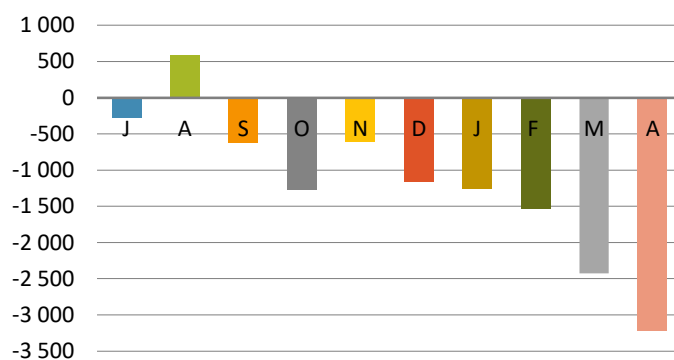
TOTAL IMPORTS
 January 2022 to April 2022

17 120 t
Comparison:
2021
- 37 %
2020-21 average
- 39 %

SEASON DATA

July 2021 to April 2022

Sources: Customs statistics, Japanese Customs

Avocado - JAPAN - Total supply - ALL SUPPLIERS
 (tonnes | source: Japanese Customs)

Avocado - JAPAN - ALL SUPPLIERS
2020-21 total supply compared to last 2-season average
 (tonnes | source: Japanese Customs)


Suppliers present in April only

in tonnes	Cumulative July 21 to April 22	Comparison	
		2021-20	Last 2-season aver.
Mexico	45 657	- 29%	- 24 %
USA	100	- 81 %	- 88 %

Avocado - JAPAN - Suppliers present in April only
2020-21 supply compared to last 2-season average
 (tonnes | source: Japanese Customs)
