



EU27+UK

ANNUAL DATA

TOTAL IMPORTS
January 2022 to July 2022

474 047 t

Source: Eurostat

Comparison:

2021

-2 %

2020-21 average

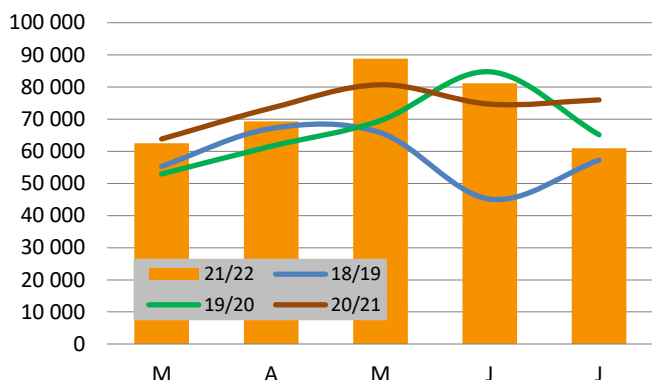
+ 3 %

SEASON DATA

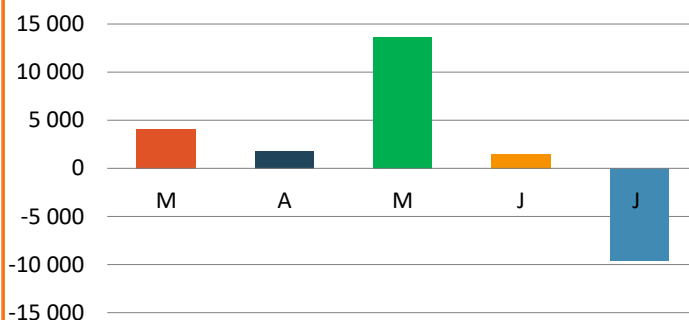
March 2021 to July 2022

Sources: Customs statistics, Eurostat

Avocado - EU27+UK - Total supply - ALL SUPPLIERS
(tonnes | source: Eurostat)



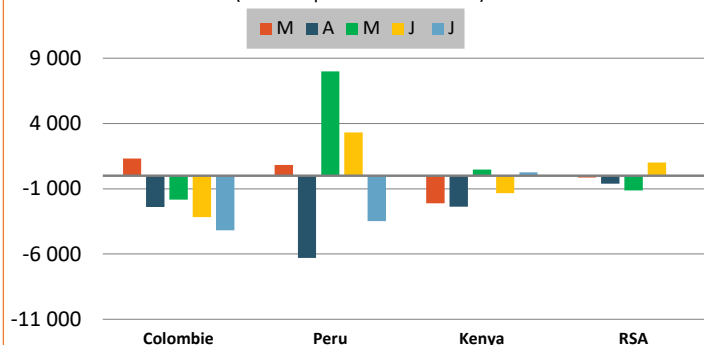
Avocado - EU27+UK - ALL SUPPLIERS
2020-21 total supply compared to last 2-season average
(tonnes | source: Eurostat)



Main Suppliers present in July only

in tonnes	Cumulative April 22 to July 22* Cumulative March 22 to July 22	Comparison	
		2021	Last 2-season aver.
Colombia Traviessa	9 708*	- 60 %	- 54 %
Peru	189 128	-4 %	+ 1%
RSA	38 507	- 3 %	- 2 %
Kenya	32 411	- 17 %	- 7%

Avocado - EU27+UK - Suppliers present in July only
2020-21 supply compared to last 2-season average
(tonnes | source: Eurostat)





UNITED STATES

ANNUAL DATA

TOTAL IMPORTS
January 2022 to July 2022

602 149 t

Source: USDA

Comparison:

2021

- 18 %

2020-21 average

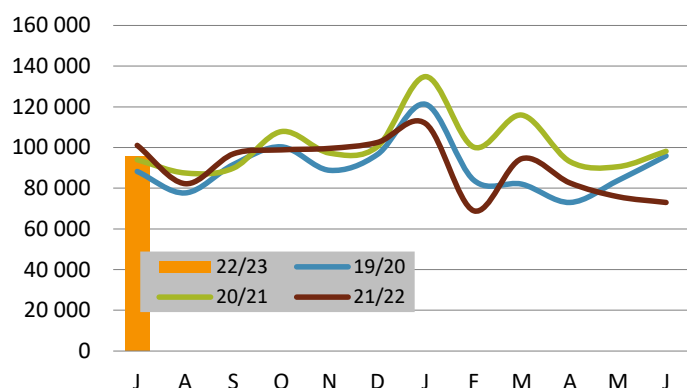
- 12 %

SEASON DATA

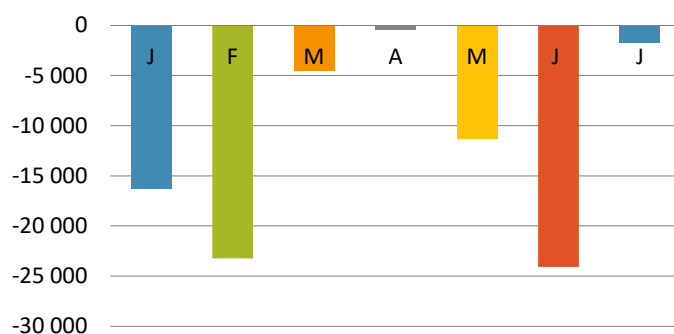
July 2022

Sources: Customs statistics, USDA

Avocado - USA - Total supply - ALL SUPPLIERS
(tonnes | source: USDA)



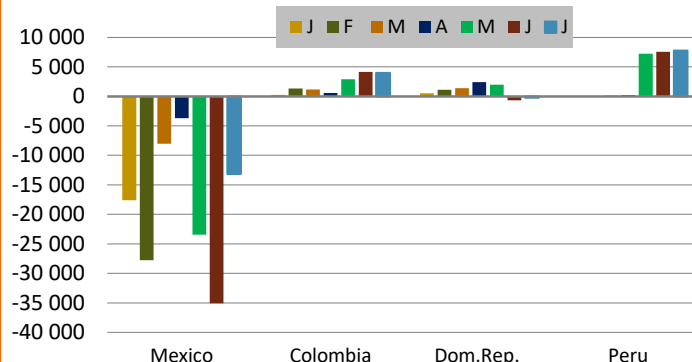
Avocado - USA - ALL SUPPLIERS
2020-21 total supply compared to last 2-season average
(tonnes | source: USDA)



Suppliers present in July only

in tonnes	Cumulative July 22, Cumulative March 22 to July 22*	Comparison	
		2021-20	Last 2-season aver.
Mexico	53 654	- 25 %	- 20 %
Dom. Rep.	1 553	- 29%	- 14 %
Colombia Traviessa	13 160*	1026%	728%
Peru	73 370*	59 %	45 %

Avocado - USA - Suppliers present in July only
2020-21 supply compared to last 2-season average
(tonnes | source: USDA)





JAPAN

ANNUAL DATA

TOTAL IMPORTS
January 2022 to July 2022

24 508 t

Source: Japanese Customs

Comparison:

2021

- 38 %

2020-21 average

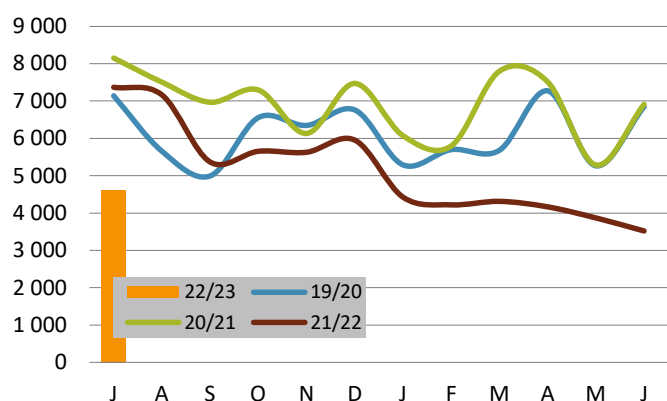
- 36 %

SEASON DATA

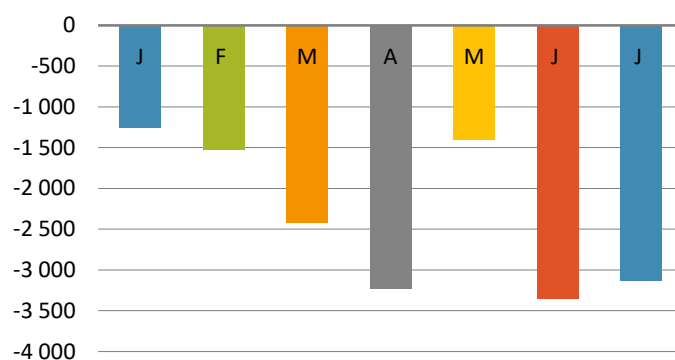
July 2022

Sources: Customs statistics, Japanese Customs

Avocado - JAPAN - Total supply - ALL SUPPLIERS
(tonnes | source: Japanese Customs)



Avocado - JAPAN - ALL SUPPLIERS
2020-21 total supply compared to last 2-season average
(tonnes | source: Japanese Customs)



Suppliers present in July only

in tonnes	Cumulative July 22	Comparison	
		2021-20	Last 2-season aver.
Mexico	1 144	- 70 %	- 74 %
USA	76	- 130%	- 34 %

Avocado - JAPAN - Suppliers present in July only
2020-21 supply compared to last 2-season average
(tonnes | source: Japanese Customs)

