



EU27+UK

ANNUAL DATA

Source: Eurostat

TOTAL IMPORTS
January 2022 to October 2022

701 250 t

Comparison:

2021

+ 4 %

2020-21 average

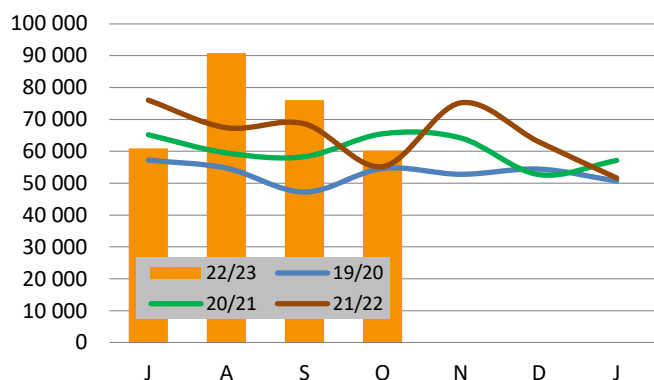
+ 8 %

SEASON DATA

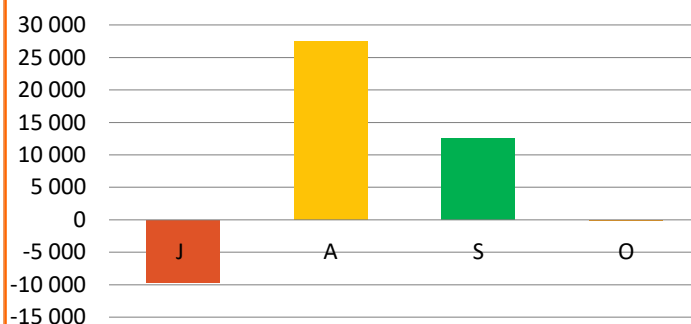
July 2022 to October 2022

Sources: Customs statistics, Eurostat

Avocado - EU27+UK - Total supply - ALL SUPPLIERS
(tonnes | source: Eurostat)



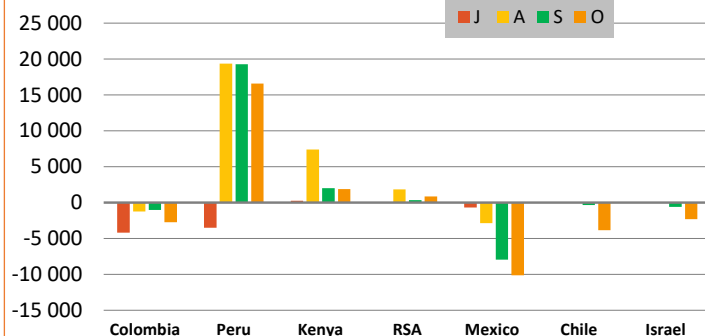
Avocado - EU27+UK - ALL SUPPLIERS
2022 total supply compared to last 2-season average
(tonnes | source: Eurostat)



Main Suppliers present in October only

in tonnes	Cumulative March 22 to October 22	Comparison	
		2021	Last 2-season aver.
Peru	328 628	+ 11%	+ 21%
RSA	55 070	+ 6 %	+ 4 %
Kenya	55 000	+ 12 %	+ 19%
	Cumulative July 22 to Oct 22		
Mexico	8 016	-66%	-73%
Colombia	14 641	-45%	-39%
Chile	9 997	0%	-30%
Israel	3 636	-53%	-44%

Avocado - EU27+UK - Suppliers present in October only
2022 supply compared to last 2-season average
(tonnes | source: Eurostat)





UNITED STATES

ANNUAL DATA

TOTAL IMPORTS
January 2022 to October 2022

895 638 t

Source: USDA

Comparison:

2021

- 11 %

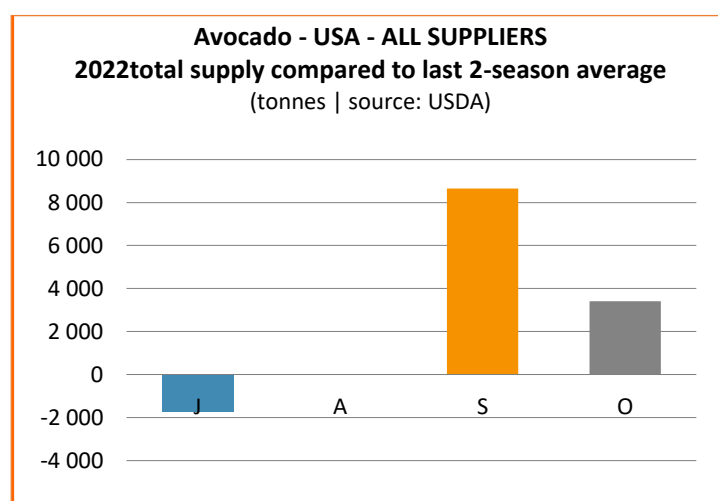
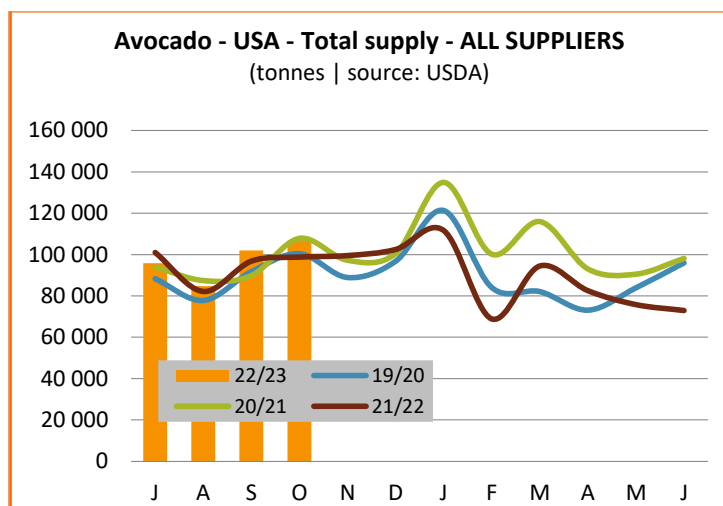
2020-21 average

- 7%

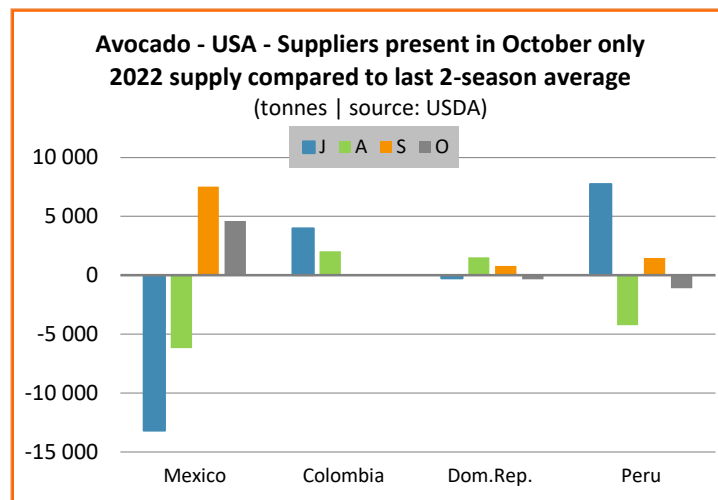
SEASON DATA

July 2022 to October 2022

Sources: Customs statistics, USDA



Suppliers present in October only			
in tonnes	Cumulative July to Oct 22, Cumulative March 22 to Oct 22*	Comparison	
		2021/22	Last 2-season aver.
Mexico	308 642	+ 3 %	0 %
Dom. Rep.	8 975	- 8 %	+ 9 %
Colombia Traviesa	17 389*	+ 643 %	+ 601 %
Peru	99 917 *	+ 18 %	+ 23 %





JAPAN

ANNUAL DATA

Source: Japanese Customs

TOTAL IMPORTS

January 2022 to August 2022

40 252 t

Comparison:

2021

- 38 %

2020-21 average

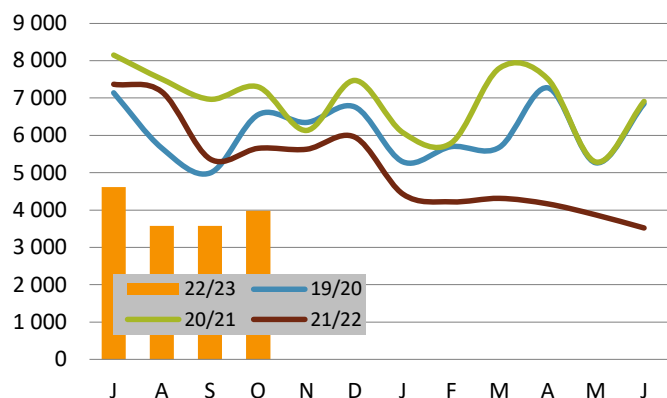
- 38 %

SEASON DATA


July to October 2022

Sources: Customs statistics, Japanese Customs

Avocado - JAPAN - Total supply - ALL SUPPLIERS
(tonnes | source: Japanese Customs)



Avocado - JAPAN - ALL SUPPLIERS
2022 total supply compared to last 2-season average
(tonnes | source: Japanese Customs)



Suppliers present in October only

in tonnes	Cumulative July to October 22	Comparison	
		2021/22	Last 2-season aver.
Mexico	8 002	- 53%	- 61%
Peru	7 543	-10%	+5%

Avocado - JAPAN - Suppliers present in October only
2022 supply compared to last 2-season average
(tonnes | source: Japanese Customs)

