



## EU27+UK

### ANNUAL DATA

**TOTAL IMPORTS**  
January 2022 to December 2022

**827 807 t**

Source: Eurostat

Comparison:

2021

+ 2 %

2020-21 average

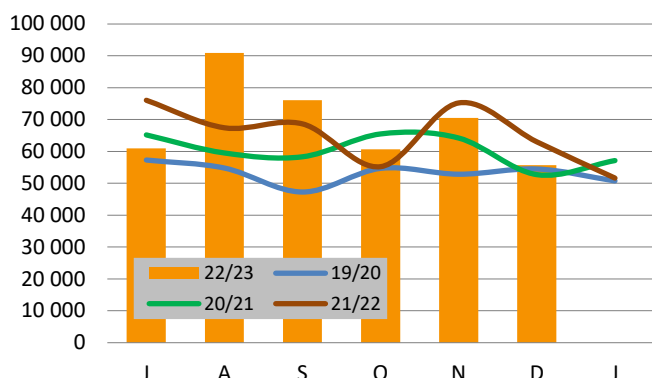
+ 7 %

### SEASON DATA

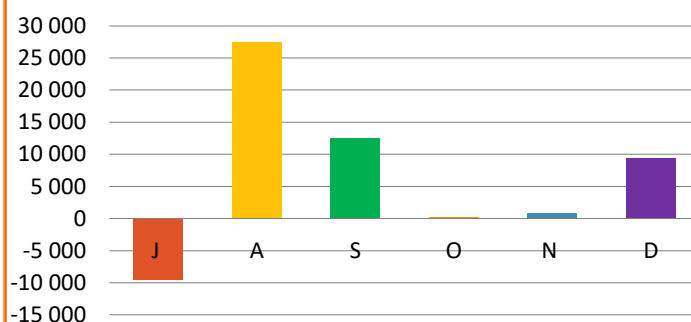
July 2022 to December 2022

Sources: Customs statistics, Eurostat

Avocado - EU27+UK - Total supply - ALL SUPPLIERS  
(tonnes | source: Eurostat)



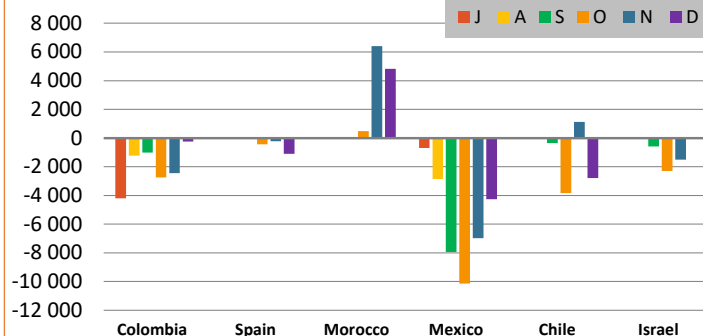
Avocado - EU27+UK - ALL SUPPLIERS  
2022 total supply compared to last 2-season average  
(tonnes | source: Eurostat)



### Main Suppliers present in December only

in tonnes	Cumulative July 22 to Dec 22	Comparison	
		2021	Last 2-season aver.
Mexico	22 720	-48%	-59%
Colombia	32 999	-30%	- 26 %
Chile	46 858	- 20%	- 11%
Spain	9 178	- 20 %	-16%
Morocco	20 037	+161 %	+140 %
Israel	17 938	-38%	-19%

Avocado - EU27+UK - Suppliers present in December only  
2022 supply compared to last 2-season average  
(tonnes | source: Eurostat)





## UNITED STATES

### ANNUAL DATA

**TOTAL IMPORTS**  
January 2022 to December 2022

**1 105 642 t**

Source: USDA

Comparison:

2021

- 9 %

2020-21 average

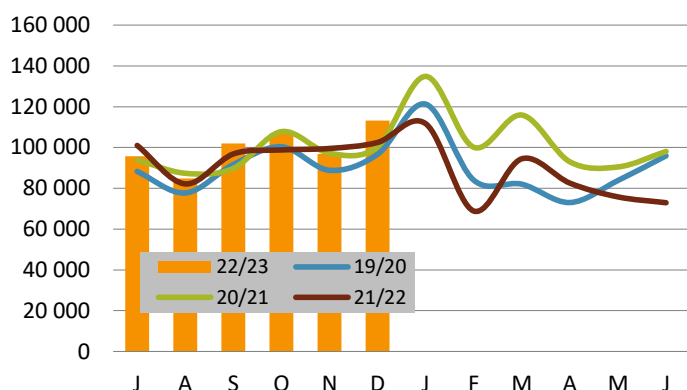
- 5%

### SEASON DATA

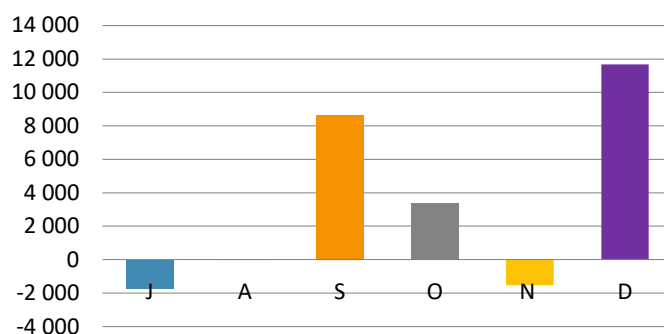
July 2022 to December 2022

Sources: Customs statistics, USDA

**Avocado - USA - Total supply - ALL SUPPLIERS**  
(tonnes | source: USDA)



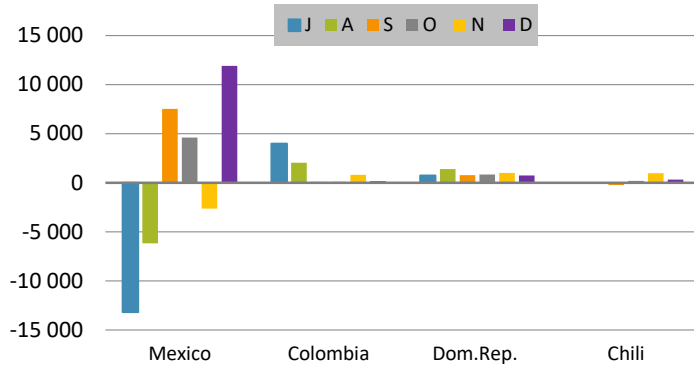
**Avocado - USA - ALL SUPPLIERS**  
2022 total supply compared to last 2-season average  
(tonnes | source: USDA)



### Suppliers present in December only

in tonnes	Cumulative July to Dec 22	Comparison	
		2021/22	Last 2-season aver.
Mexico	509 240	+ 4%	+ 2 %
Dom. Rep.	14 666	- 16 %	-4 %
Chile	3 714	- 9%	+ 48%
Colombia	9 509	+ 269 %	+ 299 %

**Avocado - USA - Suppliers present in December only**  
2022 supply compared to last 2-season average  
(tonnes | source: USDA)





## JAPAN

### ANNUAL DATA

Source: Japanese Customs

#### TOTAL IMPORTS

January 2022 to December 2022

### 49 797 t

Comparison:

2021

- 35 %

2020-21 average

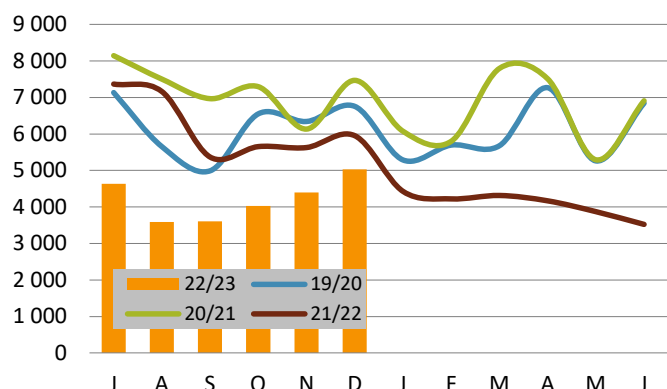
- 36 %

### SEASON DATA

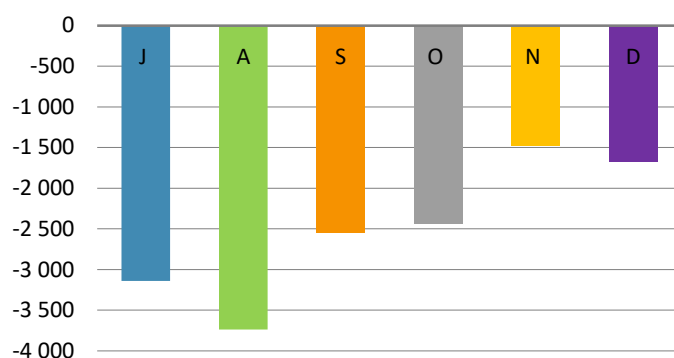
#### July to December 2022

Sources: Customs statistics, Japanese Customs

Avocado - JAPAN - Total supply - ALL SUPPLIERS  
(tonnes | source: Japanese Customs)



Avocado - JAPAN - ALL SUPPLIERS  
2022 total supply compared to last 2-season average  
(tonnes | source: Japanese Customs)



#### Suppliers present in December only

in tonnes	Cumulative July to Dec 22	Comparison	
		2021/22	Last 2-season aver.
Mexico	17 286	- 40%	-47 %
USA	83	+ 98%	-31%
Colombia	102	+183%	-8%
Chili	21	-	-

Avocado - JAPAN - Suppliers present in December only  
2022 supply compared to last 2-season average  
(tonnes | source: Japanese Customs)

