



EU27+UK

ANNUAL DATA

TOTAL IMPORTS
January 2023 to January 2023

58 851 t

Source: Eurostat

Comparison:

2022

+ 14 %

2022-21 average

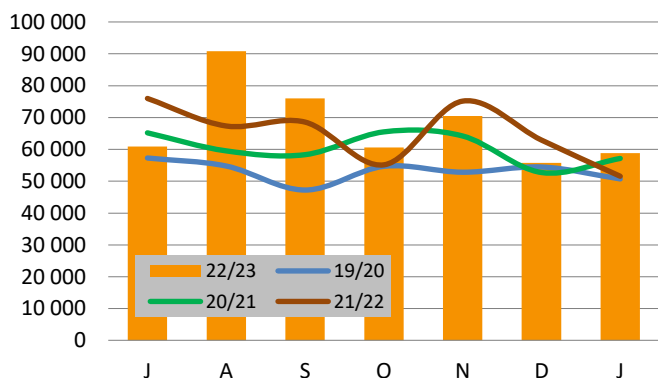
+ 8 %

SEASON DATA

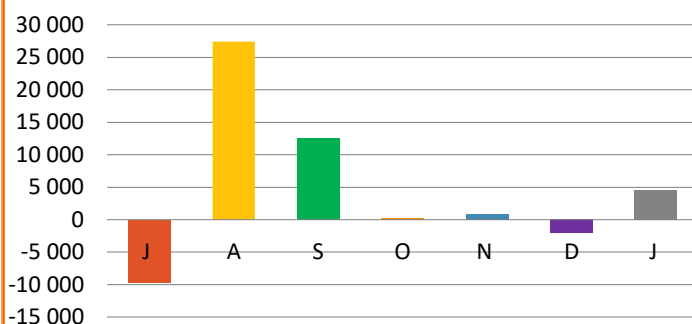
July 2022 to January 2023

Sources: Customs statistics, Eurostat

Avocado - EU27+UK - Total supply - ALL SUPPLIERS
(tonnes | source: Eurostat)



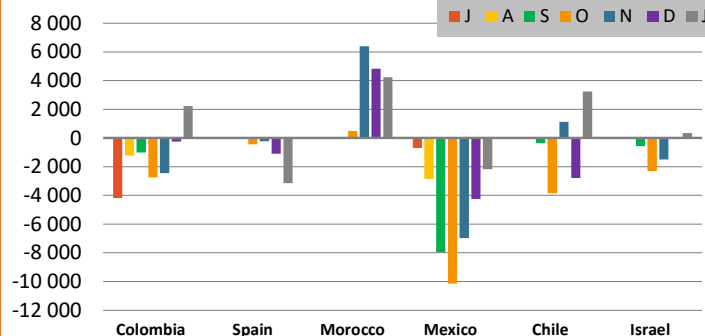
Avocado - EU27+UK - ALL SUPPLIERS
2022 total supply compared to last 2-season average
(tonnes | source: Eurostat)



Main Suppliers present in January only

in tonnes	Cumulative July 22 to Jan 23	Comparison	
		2022	Last 2-season aver.
Mexico	26 472	-41%	-57%
Colombia	43 601	- 19 %	- 18 %
Chile	55 970	- 15 %	- 4 %
Spain	16 411	- 30 %	- 23 %
Morocco	34 698	+ 81 %	+ 85 %
Israel	27 803	-30 %	-13%

Avocado - EU27+UK - Suppliers present in January only
2022 supply compared to last 2-season average
(tonnes | source: Eurostat)





UNITED STATES

ANNUAL DATA

Source: USDA

TOTAL IMPORTS
January 2023 to January 2023

124 556 t

Comparison:

2022

+ 12 %

2022-21 average

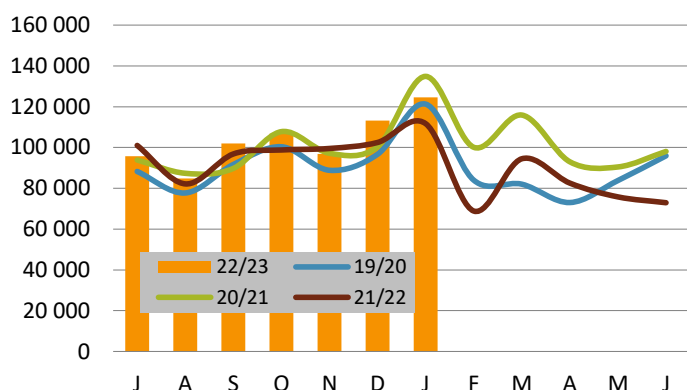
+ 1 %

SEASON DATA

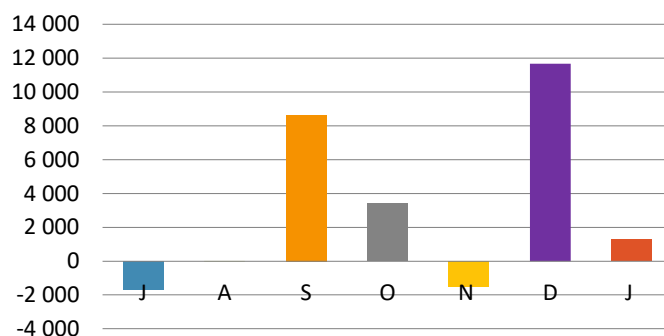
Sources: Customs statistics, USDA

July 2022 to January 2023

Avocado - USA - Total supply - ALL SUPPLIERS
(tonnes | source: USDA)



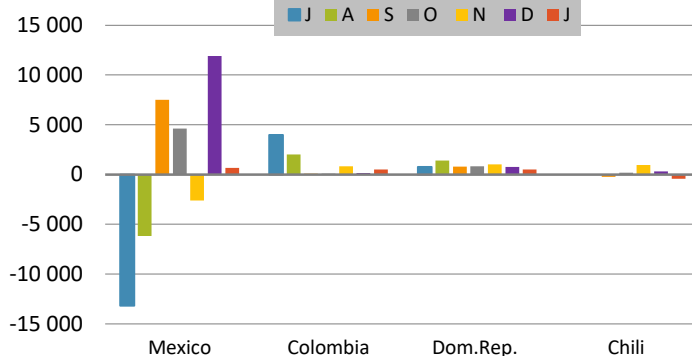
Avocado - USA - ALL SUPPLIERS
2022 total supply compared to last 2-season average
(tonnes | source: USDA)



Suppliers present in January only

in tonnes	Cumulative July to Jan 23	Comparison	
		2021/22	Last 2-season aver.
Mexico	628 618	+ 5 %	+ 2 %
Dom. Rep.	18 920	- 13 %	- 2%
Chile	3 875	- 17 %	+ 39 %
Colombia	10 267	+ 241 %	+ 290 %

Avocado - USA - Suppliers present in January only
2022 supply compared to last 2-season average
(tonnes | source: USDA)





JAPAN

ANNUAL DATA

Source: Japanese Customs

TOTAL IMPORTS
January 2023 to January 2023

3 631 t

Comparison:

2022

- 38 %

2022-21 average

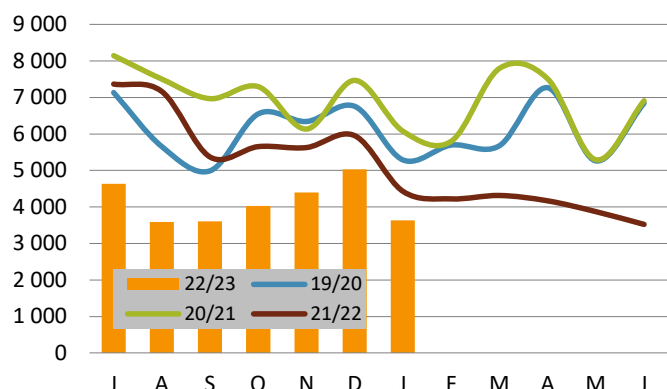
- 31 %

SEASON DATA

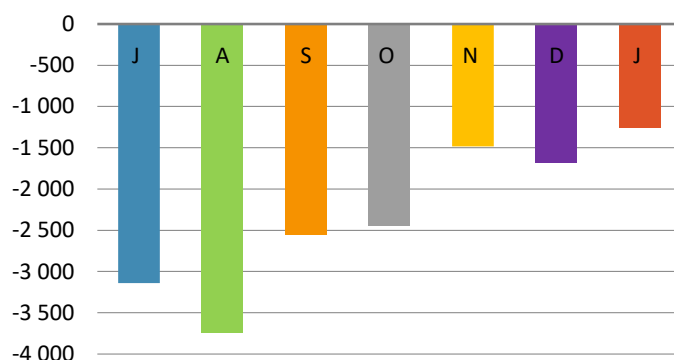
July 2022 to January 2023

Sources: Customs statistics, Japanese Customs

Avocado - JAPAN - Total supply - ALL SUPPLIERS
(tonnes | source: Japanese Customs)



Avocado - JAPAN - ALL SUPPLIERS
2022 total supply compared to last 2-season average
(tonnes | source: Japanese Customs)



Suppliers present in January only

in tonnes	Cumulative July 22 to Jan 23	Comparison	
		2021/22	Last 2-season aver.
Mexico	20 877	- 37 %	- 45%
USA	85	+ 93%	-30%
Colombia	102	+183%	-8%
Chili	21	-	-

Avocado - JAPAN - Suppliers present in January only
2022 supply compared to last 2-season average
(tonnes | source: Japanese Customs)

