



## EU27+UK

### ANNUAL DATA

**TOTAL IMPORTS**  
January 2023 to February 2023

**117 847 t**

Source: Eurostat

Comparison:

2022

**+ 5 %**

2022-21 average

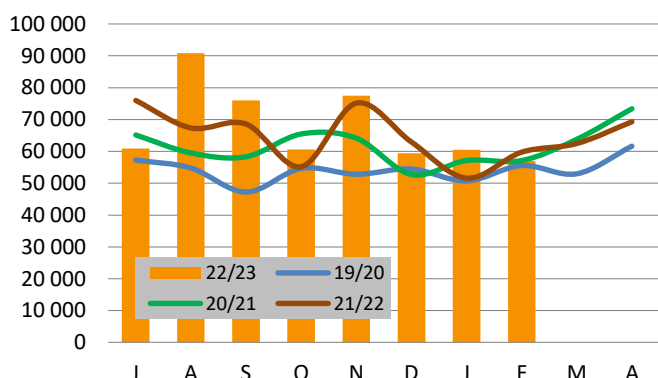
**+ 4 %**

### SEASON DATA

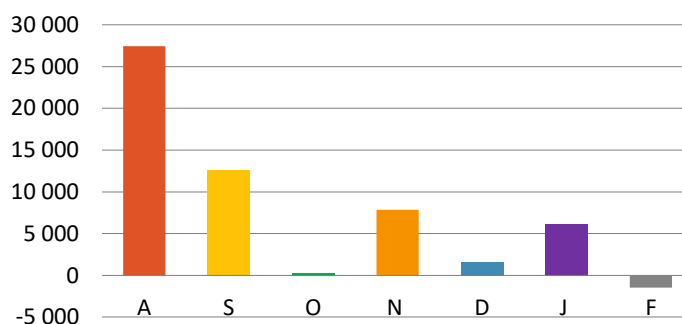
July 2022 to February 2023

Sources: Customs statistics, Eurostat

Avocado - EU27+UK - Total supply - ALL SUPPLIERS  
(tonnes | source: Eurostat)



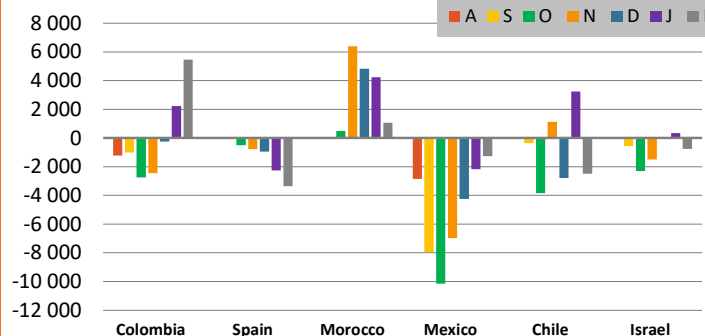
Avocado - EU27+UK - ALL SUPPLIERS  
2022 total supply compared to last 2-season average  
(tonnes | source: Eurostat)



### Main Suppliers present in February only

in tonnes	Cumulative July 22 to Feb 23	Comparison	
		2022	Last 2-season aver.
Mexico	30 554	- 31 %	- 54%
Colombia	62 736	- 6%	- 6 %
Chile	58 380	- 20 %	- 8 %
Spain	25 508	- 32 %	- 24 %
Morocco	42 222	+ 63 %	+ 68%
Israel	37 864	- 29 %	-11 %

Avocado - EU27+UK - Suppliers present in February only  
2022 supply compared to last 2-season average  
(tonnes | source: Eurostat)





## UNITED STATES

### ANNUAL DATA

Source: USDA

**TOTAL IMPORTS**  
January 2023 to February 2023

**224 558 t**

Comparison:

2022

**+ 24 %**

2022-21 average

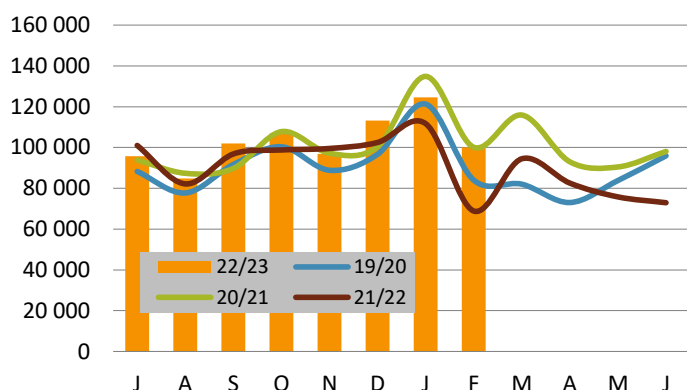
**+ 8 %**

### SEASON DATA

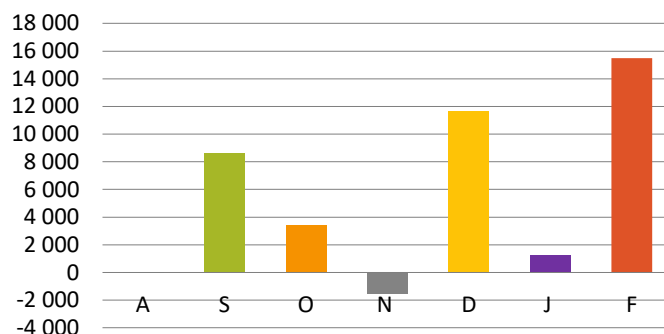
July 2022 to February 2023

Sources: Customs statistics, USDA

**Avocado - USA - Total supply - ALL SUPPLIERS**  
(tonnes | source: USDA)



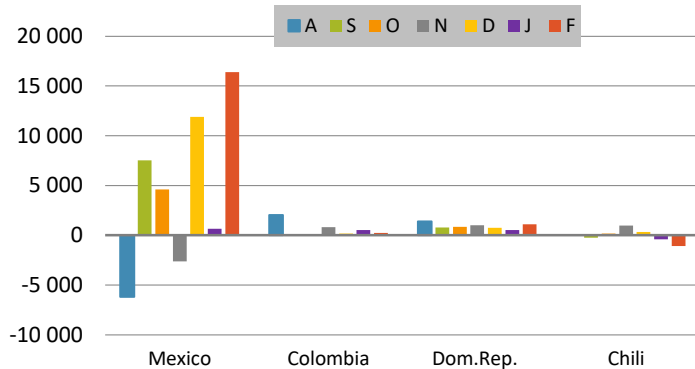
**Avocado - USA - ALL SUPPLIERS**  
2022 total supply compared to last 2-season average  
(tonnes | source: USDA)



### Suppliers present in February only

in tonnes	Cumulative July to Feb 23	Comparison	
		2021/22	Last 2-season aver.
Mexico	723 679	+ 10 %	+ 4 %
Dom. Rep.	22 930	- 14 %	- 2 %
Chile	3 875	- 43%	0 %
Colombia	11 198	+ 157 %	+ 236 %

**Avocado - USA - Suppliers present in February only**  
2022 supply compared to last 2-season average  
(tonnes | source: USDA)





## JAPAN

### ANNUAL DATA

**TOTAL IMPORTS**  
January 2023 to February 2023

**8 033 t**

Source: Japanese Customs

Comparison:

2022

- 7%

2022-21 average

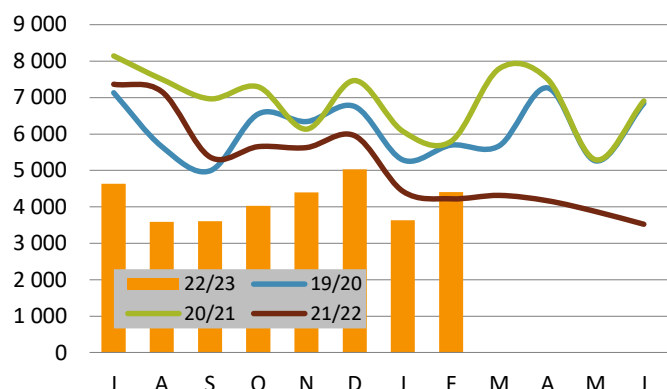
- 22 %

### SEASON DATA

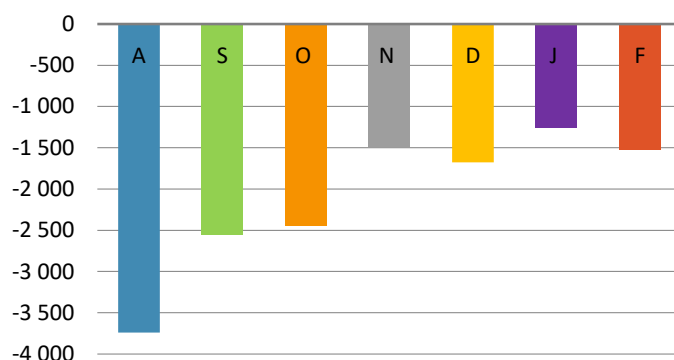
July 2022 to February 2023

Sources: Customs statistics, Japanese Customs

Avocado - JAPAN - Total supply - ALL SUPPLIERS  
(tonnes | source: Japanese Customs)



Avocado - JAPAN - ALL SUPPLIERS  
2022 total supply compared to last 2-season average  
(tonnes | source: Japanese Customs)



### Suppliers present in February only

in tonnes	Cumulative July 22 to Feb 23	Comparison	
		2021/22	Last 2-season aver.
Mexico	25 273	- 32 %	- 41%
USA	91	+ 98%	- 26 %
Chili	21	-	-

Avocado - JAPAN - Suppliers present in February only  
2022 supply compared to last 2-season average  
(tonnes | source: Japanese Customs)

