



EU27+UK

ANNUAL DATA

TOTAL IMPORTS
January 2023 to July 2023

520 407 t

Source: Eurostat

Comparison:

2022

+ 10 %

2022-21 average

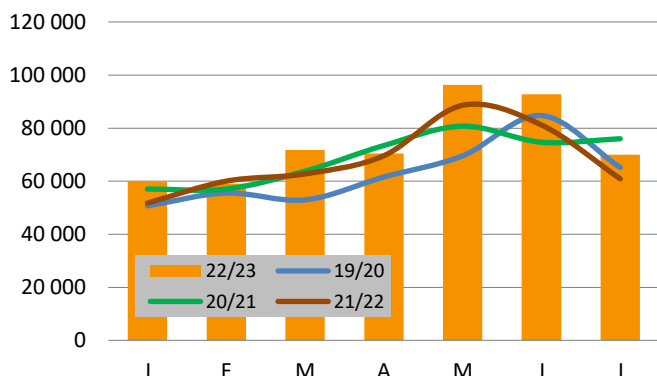
+ 9 %

SEASON DATA

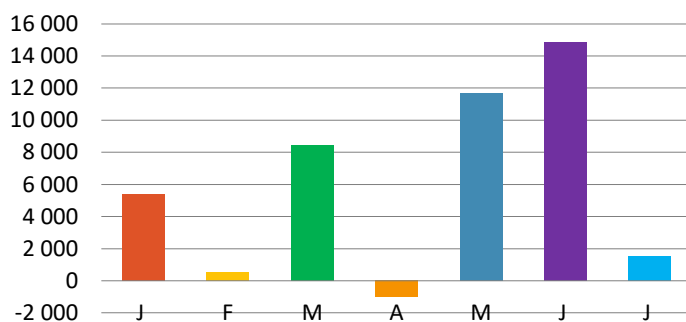
January to July 2023

Sources: Customs statistics, Eurostat

Avocado - EU27+UK - Total supply - ALL SUPPLIERS
(tonnes | source: Eurostat)



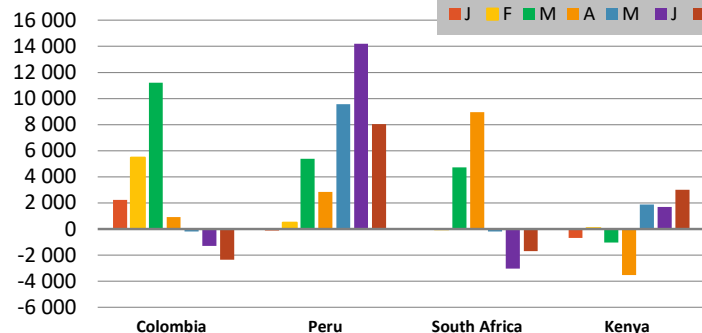
Avocado - EU27+UK - ALL SUPPLIERS
2022 total supply compared to last 2-season average
(tonnes | source: Eurostat)



Main Suppliers present in July only

in tonnes	Cumulative Jan to July 23 *April to July 23	Comparison	
		2022	Last 2-season aver.
Colombia Traviesa *	14 108	+ 45 %	- 17 %
Kenya	37 040	+ 14 %	+ 4 %
Peru	233 343	+ 23 %	+ 21 %
RSA	47 703	+ 24 %	+ 22 %

Avocado - EU27+UK - Suppliers present in July only
2022 supply compared to last 2-season average
(tonnes | source: Eurostat)





UNITED STATES

ANNUAL DATA

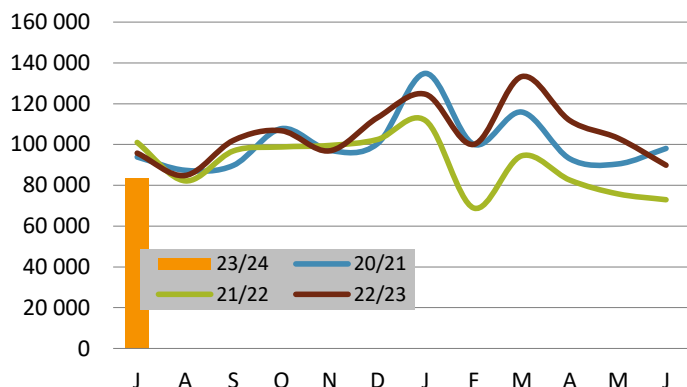
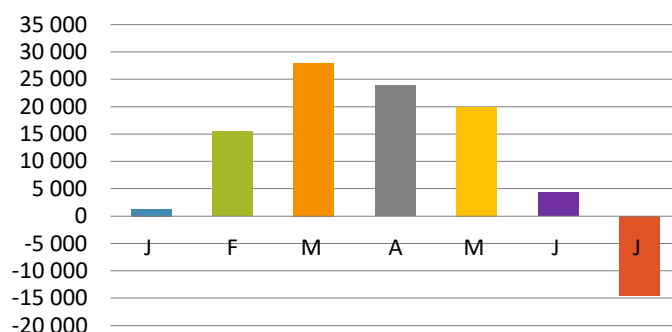
Source: USDA

TOTAL IMPORTS
 January 2023 to July 2023

746 141 t
Comparison:
2022
+ 24 %
2022-21 average
+ 12 %

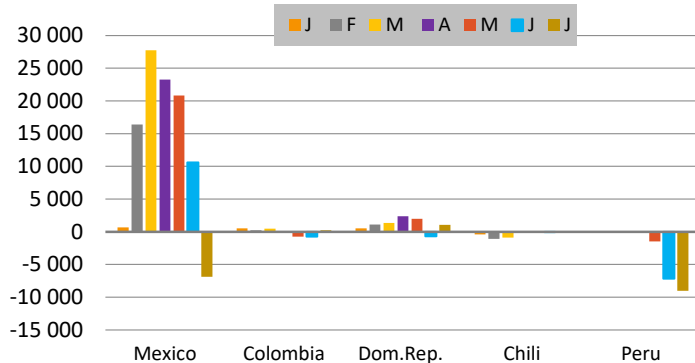
SEASON DATA

Sources: Customs statistics, USDA

July 2023
Avocado - USA - Total supply - ALL SUPPLIERS
 (tonnes | source: USDA)

Avocado - USA - ALL SUPPLIERS
 2022 total supply compared to last 2-season average
 (tonnes | source: USDA)


Suppliers present in July only

in tonnes	Cumulative July 23 *Jan to July 23	Comparison	
		2021/22	Last 2-season aver.
Mexico	55 488	+ 3 %	- 11%
Peru*	41 935	- 43%	- 30 %
Dom. Rep.	29 39	+ 89 %	+ 57 %
Colombia	3 049	- 39 %	+ 8 %

Avocado - USA - Suppliers present in July only
 2022 supply compared to last 2-season average
 (tonnes | source: USDA)




JAPAN

ANNUAL DATA

Source: Japanese Customs

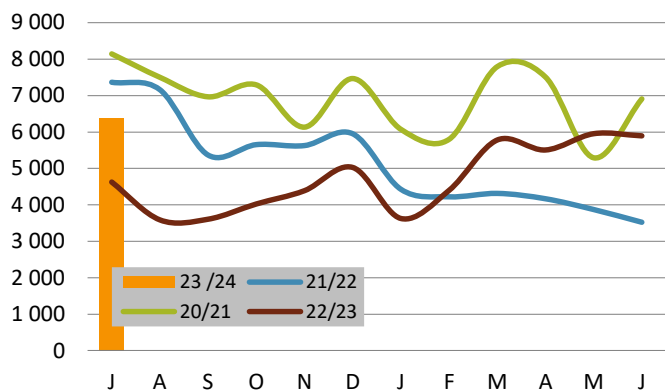
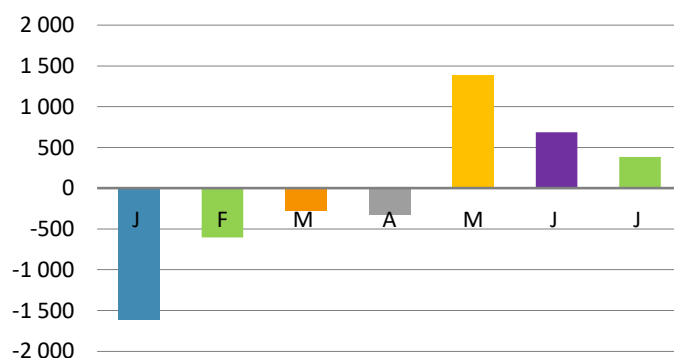
TOTAL IMPORTS
 January 2023 to July 2023

37 562 t
Comparison:
2022
+ 29 %
2022-21 average
- 1 %

SEASON DATA

July 2023

Sources: Customs statistics, Japanese Customs

Avocado - JAPAN - Total supply - ALL SUPPLIERS
 (tonnes | source: Japanese Customs)

Avocado - JAPAN - ALL SUPPLIERS
 2023 total supply compared to last 2-season average
 (tonnes | source: Japanese Customs)


Suppliers present in July only

in tonnes	Cumulative July 23 *April to July 23	Comparison	
		2022/23	Last 2-season aver.
Mexico	22 86	+ 100 %	- 7 %
Peru*	9 430	+ 34 %	+ 46 %

Avocado - JAPAN - Suppliers present in July only
 2023 supply compared to last 2-season average
 (tonnes | source: Japanese Customs)
