

EU27+UK

ANNUAL DATA

TOTAL IMPORTS
January 2021 to March 2021

179 813 t

Source: Eurostat

Comparison:

2020

+ 13%

2019-20 average

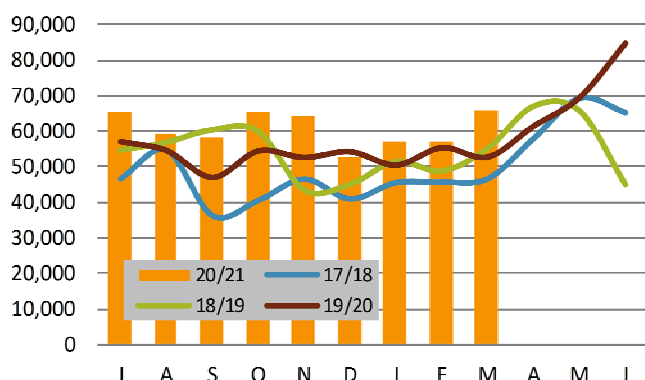
+ 14%

SEASON DATA

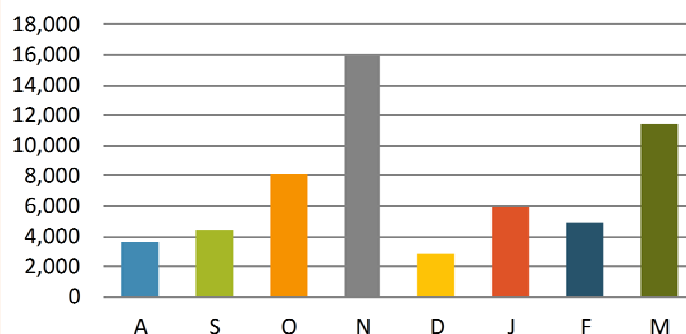
July 2020 to March 2021

Sources: Customs statistics, Eurostat

Avocado - EU27+UK - Total supply - ALL SUPPLIERS
(tonnes | source: Eurostat)



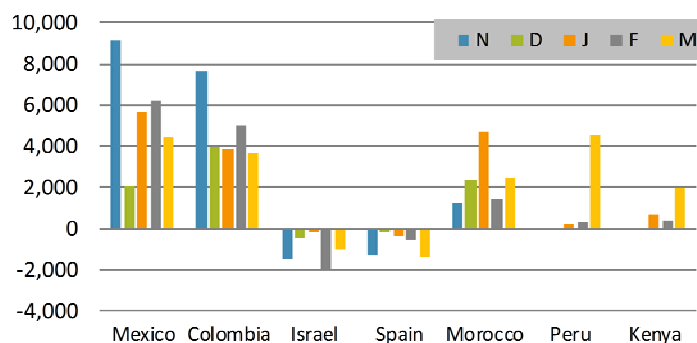
Avocado - EU27+UK - ALL SUPPLIERS
2020-21 total supply compared to last 2-season average
(tonnes | source: Eurostat)



Main Suppliers present in March only

in tonnes	Cumulative July to March Jan. to March*	Comparison	
		2019-20	Last 2-season aver.
Mexico	98,007	41%	73%
Colombia	74,482	78%	100%
Spain	41,558	-12%	-6%
Israel	40,981	9%	-10%
Morocco	31,856	9%	63%
Peru*	12,800	24%	66%
Kenya*	6,731	130%	85%

Avocado - EU27+UK - Suppliers present in March only
2020-21 supply compared to last 2-season average
(tonnes | source: Eurostat)





UNITED STATES

ANNUAL DATA

Source: USDA

TOTAL IMPORTS
 January 2021 to March 2021

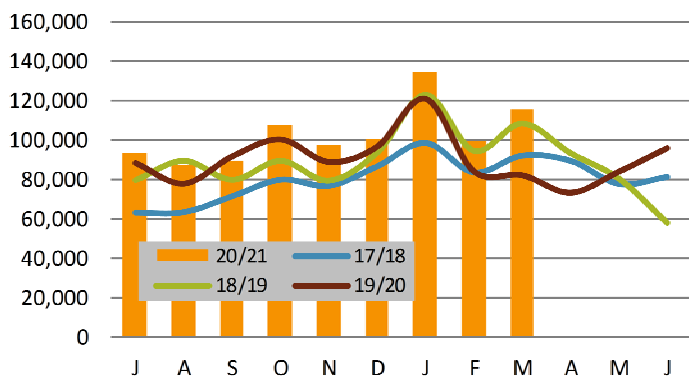
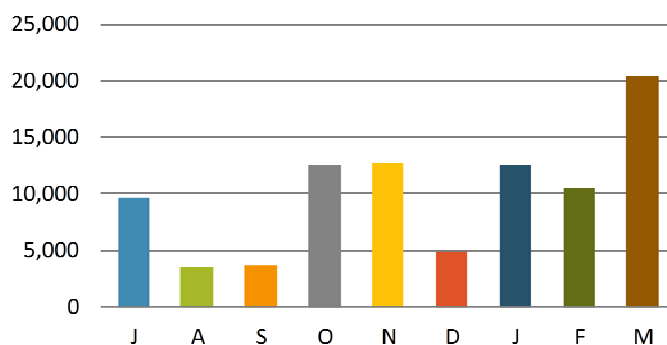
350 950 t

Comparison:

2020
+ 22%
2019-20 average
+ 14%

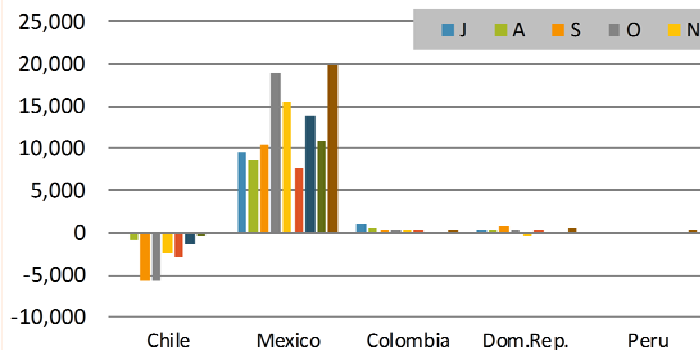
SEASON DATA

Sources: Customs statistics, USDA

July to March 2021
Avocado - USA - Total supply - ALL SUPPLIERS
 (tonnes | source: USDA)

Avocado - USA - ALL SUPPLIERS
 2020-21 total supply compared to last 2-season average
 (tonnes | source: USDA)


Suppliers present in March only

in tonnes	Cumulative July to March Jan. to March*	Comparison	
		2019-20	Last 2-season aver.
Mexico	848,452	14%	16%
Dom. Rep.	24,827	8%	6%
Colombia	2,349	87%	180%
Peru*	87	-46%	-5%

Avocado - USA - Suppliers present in March only
 2020-21 supply compared to last 2-season average
 (tonnes | source: USDA)




JAPAN

ANNUAL DATA

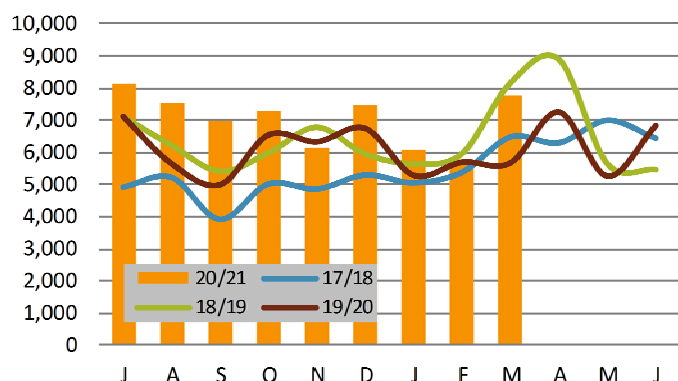
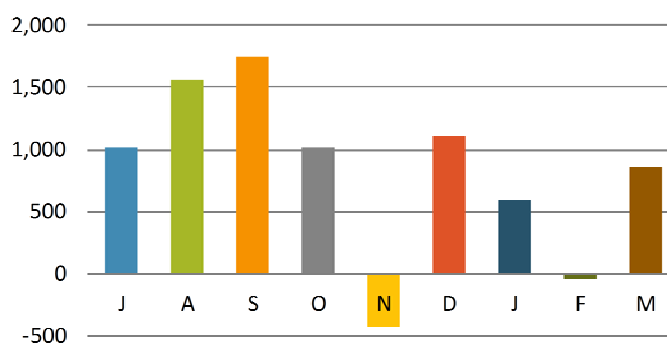
Source: Japanese Customs

TOTAL IMPORTS
 January 2021 to March 2021

19 663 t
Comparison:
2020
+ 18%
2019-20 average
+ 8%

SEASON DATA

Sources: Customs statistics, Japanese Customs

July to March 2021
Avocado - JAPAN - Total supply - ALL SUPPLIERS
 (tonnes | source: Japanese Customs)

Avocado - JAPAN - ALL SUPPLIERS
 2020-21 total supply compared to last 2-season average
 (tonnes | source: Japanese Customs)


Suppliers present in March only

in tonnes	Cumulative July to March	Comparison	
		2019-20	Last 2-season aver.
Mexico	56,841	15%	12%
Chile	-	-100%	-100%
Colombia	187	454%	1007%
N. Zealand	-	-100%	-100%
USA	202	-38%	-35%

Avocado - JAPAN - Suppliers present in March only
 2020-21 supply compared to last 2-season average
 (tonnes | source: Japanese Customs)
